

Championnats du Monde 1966 Dortmund

<i>Classement individuel</i>		Ex. impos.	à volonté	Total
1. Voronine, Mikhaïl	URSS	57.90	58.25	116.15
2. Tsurumi, Shuji	Japon	57.75	57.50	115.25
3. Nakayama, Akinori	Japon	57.00	57.96	114.95
4. Cerar, Miroslav	Yougoslavie	57.15	57.60	114.75
5. Menichelli, Franco	Italie	57.20	57.45	114.65
6. Kato, Takashi	Japon	57.15	57.45	114.60
7. Endo, Yukio	Japon	57.55	56.80	114.35
8. Mitsukuri, Takashi	Japon	57.10	57.00	114.10
9. Brehme, Mathias	Allemagne RD	56.75	57.30	114.05
10. Matsuda, Haruhiro	Japon	57.25	56.60	113.85
11. Diamidov, Sergueï	URSS	57.60	55.65	113.25
12. Kerdemelidi, Valerie	URSS	56.45	56.45	112.90
13. Titov, Jurii	URSS	56.25	56.50	112.75
14. Kubica, Nikolaj	Pologne	56.00	56.60	112.60
15. Karassev, Valerie	URSS	56.75	55.45	112.20
16. Sakamoto, Mokoto	Etats-Unis	56.10	56.05	112.15
17. Kubica, Wilhelm	Pologne	56.00	55.95	111.95
18. Chakline, Boris	URSS	56.40	55.45	111.85
19. Dietrich, Gerhard	Allemagne RD	55.45	56.30	111.75
20. Storhaug, Åge	Norvège	54.85	56.40	111.25
21. Dölling, Werner	Allemagne RD	55.55	55.65	111.20
22. Koppe, Erwin	Allemagne RD	55.30	55.80	111.10
23. Fülle, Siegfried	Allemagne RD	54.70	56.10	110.80
24. Weber, Peter	Allemagne RD	54.90	55.85	110.75
25. Mudrik, Bohumil	Tchécoslovaquie	55.15	55.35	110.50
Nissinen, Mauno	Finlande	55.05	55.45	110.50
27. Jaschek, Willi	Allemagne RF	54.90	55.25	110.15
Bischof, Hans-Jürgen	Allemagne RF	54.85	55.30	110.15
Kubicka, Vaclav	Tchécoslovaquie	55.45	54.70	110.15
30. Carminucci, Giovanni	Italie	54.85	55.25	110.10
Skoumal, Vaclav	Tchécoslovaquie	54.75	55.35	110.10
32. Bouchonnet, Michel	France	55.15	54.80	109.95

Championnats du Monde 1966 Dortmund

		Ex. impos.	à volonté	Total
33. Laiho, Olli	Finlande	53.45	56.35	109.80
34. Weiss, Greg	Etats-Unis	54.60	55.15	109.75
35. Roethlisberger, Fred	Etats-Unis	54.70	54.85	109.55
Stastny, Jaroslav	Tchécoslovaquie	54.60	54.95	109.55
37. Guiffroy, Christian	France	54.00	55.35	109.35
38. Kersnic, Milenko	Yougoslavie	53.65	55.65	109.30
39. Cohen, Steve	Etats-Unis	54.15	55.10	109.25
40. Lindeval, Stig	Suède	54.50	54.45	108.95
41. Lyhs, Günther	Allemagne RF	53.75	55.15	108.90
42. Jönsson, Christer	Suède	54.95	53.80	108.75
43. Cimnaghi, Luigi	Italie	55.05	53.50	108.55
44. Kucharczyk, Alfred	Pologne	53.70	54.75	108.45
45. Steinmetz, Klaus	Allemagne RF	54.10	54.25	108.35
46. Banzhaf, Karl	Allemagne RF	54.00	54.30	108.30
47. Sappinen, Heikki	Finlande	53.25	54.95	108.20
Deuza, Christian	France	54.35	53.85	108.20
49. Lascari, Arno	Etats-Unis	53.25	54.80	108.05
50. Bocko, Frantisek	Tchécoslovaquie	54.70	53.20	107.90
51. Cayre, Bernard	France	54.35	53.50	107.85
52. Lindgren, Evert	Suède	53.15	54.65	107.80
53. Tepasse, Helmut	Allemagne RF	54.20	53.30	107.50
54. Rokosa, Aleksander	Pologne	53.70	53.75	107.45
55. Brodnik, Janez	Yougoslavie	54.60	52.80	107.40
56. Kisl, August	Yougoslavie	52.85	54.50	107.35
57. Ekman, Eugen	Finlande	53.25	53.85	107.10
58. Tonry, Donald	Etats-Unis	53.00	53.80	106.80
59. Petrovic	Yougoslavie	52.30	54.45	106.75
60. Rosengren, Erik	Suède	53.80	52.85	106.65
61. Lengweiler, Ernst	Suisse	53.25	53.35	106.60
62. Wirhed, Bo	Suède	53.05	53.35	106.40
63. Ibba, Jean-Marie	France	52.75	53.55	106.30
Pusztai, Lajos	Hongrie	53.15	53.15	106.30
65. Franceschetti, Bruno	Italie	53.25	53.00	106.25
66. Bordan, Dezsö	Hongrie	52.35	53.80	106.15
67. Fjalby, Jan-Ake	Suède	52.90	53.00	105.90
68. Fauqueux, Bernard	France	53.40	52.45	105.85
69. Berczi, Istvan	Hongrie	52.70	53.05	105.75
70. Anic, Damir	Yougoslavie	51.70	53.70	105.40
Gonera, Andrzej	Pologne	54.00	51.40	105.40
72. Kiss, Toth	Hongrie	51.55	53.65	105.20
73. Gjerstad, Trygve	Norvège	51.65	53.35	105.00
74. Symonowicz, Romuald	Pologne	52.80	52.10	104.90
75. Cser, Gyözö	Hongrie	51.10	53.75	104.85

Abstract

Over the past few years, the use of mobile devices has become increasingly popular. This has led to a growing number of mobile applications that are designed to help users manage their personal and professional lives. One such application is the mobile calendar, which allows users to view and manage their schedules on their mobile devices. This paper discusses the design and development of a mobile calendar application, including the user interface, data storage, and synchronization features.

Championnats du Monde 1966 Dortmund

		Ex. impos.	à volonté	Total
76. Klecka, Karel	Tchécoslovaquie . . .	51.35	53.45	104.80
77. Weiler, Wilhelm	Canada	51.50	53.25	104.75
78. Belenguer, Jaime	Espagne	51.95	52.70	104.65
79. Fiorin, Sergio	Italie	52.25	52.25	104.50
80. Valles, Armando	Mexique	51.70	52.60	104.30
81. Froidevaux, Michel	Suisse	51.00	52.45	103.45
82. Ramirez, Hector	Cuba	51.60	51.65	103.25
83. Heino, Reino	Finlande	50.25	52.65	102.90
84. Pancott, John	Grande-Bretagne . . .	51.05	51.70	102.75
Pogony, Bertalan	Hongrie	50.60	52.15	102.75
86. Ingvaldsen, Thorbjörn	Norvège	50.80	51.90	102.70
87. Gonzales, Andres	Cuba	51.95	50.60	102.55
88. Lilja, Sven Erik	Norvège	50.90	51.60	102.50
Rahikainen, Juhani	Finlande	51.60	50.90	102.50
90. Gines, José	Espagne	49.95	52.50	102.45
91. Graham, Neville	Afrique du Sud . . .	51.35	51.05	102.40
92. Gradley, Richard	Grande-Bretagne . . .	51.00	51.35	102.35
93. Siligo, Vincenze	Italie	50.50	51.60	102.10
94. Williams, Robert	Grande-Bretagne . . .	51.05	50.95	102.00
95. Llorens, Alberto	Espagne	50.60	51.25	101.85
96. Suarez, Octavio	Cuba	50.85	50.85	101.70
97. Lie, Tore	Norvège	48.90	52.35	101.25
98. Ugarte, Cecilio	Espagne	49.60	51.50	101.10
99. Rodriguez, Jorga	Cuba	51.60	49.35	100.95
100. Garcia, Carlos	Cuba	50.55	50.15	100.70
101. Padron, Felix	Cuba	48.90	51.40	100.30
102. Zagdbazar, Niamdavaa	Mongolie	50.90	49.25	100.15
103. Leder, Dani	Israël	51.30	48.45	99.75
104. Booth, Michael	Grande-Bretagne . . .	48.85	50.30	99.15
105. Waibel, Egon	Autriche	49.00	50.05	99.05
106. Simard, André	Canada	47.80	51.00	98.80
107. Salzmann, Ernst	Autriche	48.85	49.85	98.70
108. Stefanetti, Ady	Luxembourg	47.40	51.00	98.40
Wild, Stanley	Grande-Bretagne . . .	49.95	48.45	98.40
110. Brooker, Barry	Canada	48.75	49.55	98.30
Hayhurst, Brian	Grande-Bretagne . . .	48.80	49.50	98.30
112. Mendoza, Rogelio	Mexique	49.30	48.95	98.25
113. Stuchlik, Peter	Autriche	48.40	49.75	98.15
114. Lauritzen, Ebbe	Danemark	46.65	51.20	97.85
115. Carballo, Jesus	Espagne	47.30	49.80	97.10
116. Reithmeier, Dieter	Autriche	48.10	48.75	96.85
117. Dion, Roger	Canada	45.85	50.85	96.70
118. Kinsman, Rick	Canada	46.50	49.50	96.00

The following table shows the
number of people who
are registered in the
state of California.

Year Population
1990 23,671,919
2000 33,671,919

The population of California
increased by 10,000,000
people between 1990 and
2000.

Championnats du Monde 1966 Dortmund

		Ex. impos.	à volonté	Total
119. Huberty, Armand	Luxembourg	45.10	50.00	95.10
120. Türkott, Fritz	Autriche	46.05	49.00	95.05
121. Ruiz, Juan José	Espagne	46.70	48.00	94.70
122. Abreu, José Filipe	Portugal	45.05	49.60	94.65
Garcia, Enrique	Mexique	45.90	48.75	94.65
124. Tamsen, Bernhard	Afrique du Sud	44.65	49.65	94.30
125. Madsen, Jörgen	Danemark	46.65	47.60	94.25
126. Ulamec, Heinrich	Autriche	45.90	48.20	94.10
127. Serrurier, Pierre	Afrique du Sud	44.30	49.35	93.65
128. Gannon, Gordon	Canada	45.00	48.35	93.35
129. De Borger, Frans	Belgique	46.45	46.55	93.00
130. Charteris, Murray	Nouvelle-Zélande	46.00	44.65	90.65
131. Pedersen, Ottar	Norvège	47.30	41.50	88.80
132. Pascos, James	Nouvelle-Zélande	42.85	45.85	88.70
133. Lazhari, Larbi	Algérie	49.60	35.75	85.35
134. Orr, Warwick	Nouvelle-Zélande	42.15	42.75	84.90
135. Miehl, Pieter	Belgique	39.40	45.35	84.75
136. Smith, Michael	Nouvelle-Zélande	40.50	41.05	81.55
137. Ranger, Michael	Nouvelle-Zélande	40.55	40.95	81.50
138. Sekkat, Mohamed	Maroc	33.85	40.90	74.75
139. Sekkat, Abdelhamid	Maroc	33.25	39.20	72.45
140. Jury, Bryan	Nouvelle-Zélande	26.45	34.40	60.85
141. Lazhari, Mohamed	Algérie	50.15	8.40	58.55
142. Valles, Fernando	Mexique	37.75	00.00	37.75
143. Garcia, Armando	Mexique	36.55	00.00	36.55

QUESTION 10

Which of the following is a characteristic of a *de novo* mutation? (Select all that apply.)

- It is a mutation that occurs in a cell that has never been exposed to a mutagen.
- It is a mutation that occurs in a cell that has never been exposed to a mutagen.
- It is a mutation that occurs in a cell that has never been exposed to a mutagen.
- It is a mutation that occurs in a cell that has never been exposed to a mutagen.
- It is a mutation that occurs in a cell that has never been exposed to a mutagen.

Championnats du Monde 1966 Dortmund

Finale individuelle par engin

Exercice au sol		Pts.	Reserve pts.	Total
1. Nakayama, Akinori	Japon	9.750	9.650	19.400
2. Endo, Yukio	Japon	9.700	9.675	19.375
3. Menichelli, Franco	Italie	9.650	9.650	19.300
4. Kato, Takeshi	Japon	9.650	9.575	19.225
5. Karassev, Valerii	URSS	9.450	9.550	19.000
6. Tsurumi, Shuji	Japon	9.300	9.575	18.875

— www.ck12.org

www.ck12.org

Championnats du Monde 1966 Dortmund

Cheval arçons		Pts.	Reserve pts.	Total
1. Cerar, Miroslav	Yougoslavie	9.800	9.725	19.525
2. Voronine, Mikhail	URSS	9.700	9.625	19.325
3. Kato, Takeshi	Japon	9.600	9.525	19.125
4. Brehme, Mathias	Allemagne RD	9.500	9.525	19.025
5. Tsurumi, Shuji	Japon	9.500	9.500	19.000
6. Laiho, Olli	Finlande	9.250	9.550	18.800

Anneaux

1. Voronine, Mikhail	URSS	9.900	9.850	19.750
2. Nakayama, Akinori	Japon	9.750	9.750	19.500
3. Menichelli, Franco	Italie	9.800	9.675	19.475
4. Kato, Takeshi	Japon	9.650	9.650	19.300
5. Diamidov, Serguei	URSS	9.550	9.650	19.200
6. Tsurumi, Shuji	Japon	3.000	9.650	12.650

Saut de cheval

1. Matsuda, Haruhio	Japon	9.675	9.750	19.425
2. Kato, Takeshi	Japon	9.650	9.675	19.325
3. Nakayama, Akinori	Japon	9.500	9.550	19.050
4. Endo, Yukio	Japon	9.125	9.575	18.700
5. Voronine, Mikhail	URSS	9.100	9.550	18.650
6. Tsurumi, Shuji	Japon	blessé	9.600	

Barres parallèles

1. Diamidov, Serguei	URSS	9.750	9.800	19.550
2. Voronine, Mikhail	URSS	9.700	9.700	19.400
3. Cerar, Miroslav	Yougoslavie	9.700	9.650	19.350
4. Menichelli, Franco	Italie	9.600	9.625	19.225
5. Brehme, Mathias	Allemagne RD	9.600	9.600	19.200
6. Tsurumi, Shuji	Japon	blessé	9.625	

Barre fixe

1. Nakayama, Akinori	Japon	9.900	9.775	19.675
2. Endo, Yukio	Japon	9.800	9.800	19.600
3. Mitsukuri, Takashi	Japon	9.700	9.725	19.425
4. Cerar, Miroslav	Yougoslavie	9.700	9.700	19.400
Voronine, Mikhail	URSS	9.700	9.700	19.400
6. Tsurumi, Shuji	Japon	blessé	9.675	

QUESTION 10

10. The following table shows the number of students who took part in a school sports day. The number of students who took part in each sport is given in the first column. The number of students who took part in each sport is given in the second column.

10. The following table shows the number of students who took part in a school sports day. The number of students who took part in each sport is given in the first column. The number of students who took part in each sport is given in the second column.

10. The following table shows the number of students who took part in a school sports day. The number of students who took part in each sport is given in the first column. The number of students who took part in each sport is given in the second column.

10. The following table shows the number of students who took part in a school sports day. The number of students who took part in each sport is given in the first column. The number of students who took part in each sport is given in the second column.

10. The following table shows the number of students who took part in a school sports day. The number of students who took part in each sport is given in the first column. The number of students who took part in each sport is given in the second column.

Championnats du Monde 1966 Dortmund

SECTION MASCULINE

Classement par équipes



1. Japon							
Exercices imposés . .	47.65	47.20	48.10	48.50	47.95	48.45	287.85
Exercices à volonté . .	48.20	47.00	47.95	47.80	47.50	48.85	287.30
	95.85	94.20	96.05	96.30	95.45	97.30	575.15
2. URSS							
Exercices imposés . .	47.20	47.20	47.75	47.40	48.20	48.15	285.90
Exercices à volonté . .	47.40	47.00	48.00	46.90	47.75	47.95	285.00
	94.60	94.20	95.75	94.30	95.95	96.10	570.90
3. Allemagne RD							
Exercices imposés . .	46.40	46.05	47.40	45.90	46.20	46.85	278.80
Exercices à volonté . .	46.90	46.25	47.65	46.85	46.80	47.75	282.20
	93.30	92.30	95.05	92.75	93.00	94.60	561.00
4. Tchécoslovaquie							
Exercices imposés . .	45.85	45.10	45.85	45.00	47.15	46.85	275.80
Exercices à volonté . .	46.50	45.45	45.80	46.45	44.25	46.95	275.40
	92.35	90.55	91.65	91.45	91.40	93.80	551.20
5. Pologne							
Exercices imposés . .	45.40	45.70	45.65	45.70	45.55	46.20	274.20
Exercices à volonté . .	45.80	45.75	46.55	45.65	46.75	45.90	276.40
	91.20	91.45	92.20	91.35	92.30	92.10	550.60
6. Etats-Unis							
Exercices imposés . .	45.70	45.70	46.45	44.55	46.10	45.35	273.85
Exercices à volonté . .	45.60	46.35	46.35	44.75	46.50	47.00	276.55
	91.30	92.05	92.80	89.30	92.60	92.35	550.40
				Ex. impos.	à volonté	Total	
7. Yougoslavie				271.40	276.75	548.15	
8. Allemagne RF				273.20	274.80	548.00	
9. Italie				273.45	272.55	546.00	
10. France				272.35	272.90	545.25	
11. Finlande				267.95	273.75	541.70	
12. Suède				270.60	270.50	541.10	
13. Hongrie				262.15	268.10	530.25	

Championnats du Monde 1966 Dortmund

	Ex. impos.	à volonté	Total
14. Norvège	258.10	266.85	524.95
15. Cuba	256.85	257.35	514.20
16. Espagne	252.35	259.30	511.65
17. Grande-Bretagne	253.85	255.20	509.05
18. Canada	243.80	254.95	498.75
19. Autriche	242.55	250.10	492.65
20. Nouvelle-Zélande	212.05	217.10	429.15

附 二 續

Championnats du Monde 1966 Dortmund

<i>Classement individuel</i>		Ex. impos.	à volonté	Total
1. Caslavská, Vera	Tchécoslovaquie .	39.032	39.266	78.298
2. Koutschinskaya, Natalia	URSS	38.865	39.232	78.097
3. Ikeda, Kaiko	Japon	38.599	38.398	76.997
4. Zuchold, Erika	Allemagne RD . .	38.265	38.331	76.596
5. Sedlackova, Jaroslava	Tchécoslovaquie .	38.099	38.366	76.465
6. Petrik, Larissa	URSS	37.966	38.400	76.366
7. Krajcirova, Maria	Tchécoslovaquie .	37.999	38.333	76.332
8. Kubickova, Jana	Tchécoslovaquie .	37.933	38.299	76.232
9. Shibuya, Taki	Japon	38.232	37.933	76.165
10. Drouginina, Zinaïda	URSS	37.831	38.333	76.164
11. Latynina, Larissa	URSS	38.099	37.999	76.098
12. Ikenada, Hiroko	Japon	38.266	37.733	75.999
13. Astakhova, Polina	URSS	37.965	38.032	75.997
14. Striegler, Angelika	Allemagne RD . .	37.665	38.265	75.930
15. Kharlova, Olga	URSS	37.931	37.965	75.896
16. Rimnacova, Bohumila	Tchécoslovaquie .	37.599	38.266	75.865
17. Mitsukuri, Taniko	Japon	37.765	38.099	75.864
18. Kostalova, Jindra	Tchécoslovaquie .	37.732	37.966	75.698
19. Tressel, Maria	Hongrie	37.733	37.866	75.599
20. Furuyama, Jasuko	Japon	37.932	37.666	75.598
21. Ducza, Janosi	Hongrie	37.765	37.832	75.597
22. Letourneur, Evelyne	France	37.532	37.832	75.364
23. Starke, Ute	Allemagne RD . .	37.333	37.832	75.165
24. Erdosi, Tolnay	Hongrie	37.165	37.533	74.698
25. Brehme, Eva	Allemagne RD . .	36.799	37.831	74.630
26. Kandori, Mitsuko	Japon	37.532	36.866	74.398
27. Brause, Doris	Etats-Unis	36.299	37.998	74.297
28. Ceampelea, Elena	Roumanie	36.566	37.566	74.132
29. Karaschka, Maria	Bulgarie	36.932	37.199	74.131
30. Wilczek, Malgorzata	Pologne	36.898	37.199	74.097

Championnats du Monde 1966 Dortmund

		Ex. impos.	à volonté	Total	
31.	Marinova, Wanja	Bulgarie	36.599	37.366	73.965
32.	Andersson, Solveig	Suède	36.799	37.066	73.865
33.	Gleason, Kathy	Etats-Unis	36.499	37.365	73.864
34.	Banfai, Agnes	Hongrie	36.432	37.132	73.564
35.	Oroszi, Margit	Hongrie	36.399	36.999	73.398
36.	Huth, Gundula	Allemagne RF	36.399	36.965	73.364
37.	Krauser, Irmi	Allemagne RF	36.798	36.432	73.230
38.	Adloff, Gerda	Allemagne RD	37.099	36.098	73.197
39.	Atanassova, Raina	Bulgarie	36.432	36.732	73.164
40.	Lundquist, Maria	Suède	36.832	36.132	72.964
	Tanac, Joyce	Etats-Unis	36.365	36.599	72.964
42.	Aymar, Pierrette	France	36.732	36.166	72.898
43.	Brisepierre, Jacqueline	France	36.399	36.465	72.864
44.	Müller, Katalin	Hongrie	37.265	35.465	72.730
45.	Cayre, Mireille	France	36.465	36.231	72.696
46.	Sarna, Anita	Pologne	35.899	36.766	72.665
47.	Ochmanska, Lucja	Pologne	36.332	36.198	72.530
48.	Govaerts-Grymonprez, V.	Belgique	35.265	37.132	72.397
	Hacker, Caroline	Etats-Unis	36.465	35.932	72.397
50.	Bailey, Debbie	Etats-Unis	35.398	36.799	72.197
51.	Mitova, Anastasia	Bulgarie	35.833	36.332	72.165
52.	Rosengren, Ani	Suède	35.966	36.032	71.998
53.	Sljepica, Natalia	Yougoslavie	35.765	36.199	71.964
	Schöbel, Evi	Allemagne RF	35.699	36.265	71.964
55.	Schepan, Ursula	Allemagne RF	35.799	36.099	71.898
56.	Andrioane, Maria	Roumanie	35.399	36.498	71.897
57.	Matschkur, Helga	Allemagne RF	35.765	36.098	71.863
	Tutan, Elena	Roumanie	35.765	36.098	71.863
59.	Lech, Wieslawa	Pologne	35.699	36.132	71.831
60.	Kurkowa, Raina	Bulgarie	36.431	35.266	71.697
61.	Hvaal, Ann-Mari	Norvège	35.432	36.199	71.631
62.	Stoyanova, Nelli	Bulgarie	35.799	35.732	71.531
63.	Leguet, Huguette	France	35.599	35.898	71.497
64.	Lindhal, Gerola	Suède	34.999	36.433	71.432
65.	Biagiotti, Adriana	Italie	35.532	35.832	71.364
66.	Jedbäck, Kristina	Suède	35.666	35.499	71.165
67.	Kvamme, Jil	Norvège	34.599	36.565	71.164
68.	Zemann, Barbara	Pologne	35.033	35.966	70.999
69.	Rietveld, Ria	Pays-Bas	34.465	36.365	70.830
70.	Svensson, Annika	Suède	35.300	35.465	70.765
71.	Hartley, Sandra	Canada	35.265	35.498	70.763
72.	Peled, Ruth	Israël	34.766	35.966	70.732
73.	Skenderovic, Ruza	Yougoslavie	34.898	35.832	70.730

1. The first step in the process of creating a business plan is to determine the purpose of the plan. This could be to raise capital, to attract investors, or to guide the business's growth.

2. The second step is to conduct a market analysis. This involves researching the industry, identifying competitors, and understanding the target market's needs and preferences.

3. The third step is to develop a marketing strategy. This includes determining the most effective ways to reach the target market and promoting the business's unique value proposition.

4. The fourth step is to create a financial plan. This involves estimating the business's revenue, expenses, and cash flow, and determining the most appropriate financing options.

5. The final step is to write the business plan. This involves putting all the information gathered in the previous steps into a clear, concise, and professional document.

Championnats du Monde 1966 Dortmund

		Ex. impos.	à volonté	Total
74. Putaj, Danuta	Pologne	35.365	35.199	70.564
75. Iadamsurengyn, Tuiaa	Mongolie	35.166	35.366	70.532
76. Isberg, Torunn	Norvège	33.965	36.400	70.365
77. Fletscher, Barbara	Australie	35.065	35.166	70.231
78. Parzer, Henny	Autriche	34.699	35.465	70.164
79. Havelka, Erna	Yougoslavie	34.998	35.032	70.030
80. Klees, Margot	Pays-Bas	34.565	35.432	69.997
81. Prestidge, Mary	Grande-Bretagne	34.233	35.699	69.932
82. Lauvard, Dominique	France	35.998	33.865	69.863
83. Heerschop, Ans	Pays-Bas	35.099	34.599	69.698
Norris, Valerie	Australie	34.665	35.033	69.698
85. Tamnes, Gerd	Norvège	34.132	35.466	69.598
86. Sjung, Wenche	Norvège	34.532	35.065	69.597
87. Treisinger, Ursula	Allemagne RD	31.631	37.898	69.529
88. Bird, Leslie	Canada	34.466	34.966	69.432
89. Hill, Theodora	Nouvelle-Zélande	34.698	34.699	69.397
90. Bell, Margaret	Grande-Bretagne	34.031	35.065	69.096
91. Thorsager, Else	Danemark	33.665	35.399	69.064
92. Cloutier, Suzanne	Canada	34.832	34.165	68.997
93. Pozzuolo, Gabriella	Italie	34.331	34.665	68.996
94. Gardiner, Pauline	Nouvelle-Zélande	34.232	34.666	68.898
95. Tsaagaandorjiin, Gund.	Mongolie	34.432	34.366	68.798
96. Haworth, Irène	Canada	34.733	34.032	68.765
97. Potgieter, Mathilda	Afrique du Sud	34.465	34.266	68.732
98. Alberti, Angela	Italie	34.099	34.499	68.598
99. Belmer, Thea	Pays-Bas	33.732	34.800	68.532
100. Kovac, Marlenka	Yougoslavie	34.099	34.333	68.432
101. Van Essen, Grietje	Pays-Bas	33.531	34.698	68.229
102. Goethals, Christiane	Belgique	33.966	34.132	68.098
103. Kara, Miriam	Israël	33.599	34.465	68.064
104. Roberts, Valerie	Australie	34.032	33.866	67.898
105. Larssen, Lilian	Norvège	33.565	34.332	67.897
106. Bibas, Dalia	Israël	33.832	34.032	67.864
107. Stepanovic, Radmila	Yougoslavie	33.665	34.066	67.731
108. Houdek, Brigitte	Autriche	33.999	33.632	67.631
109. Cohen, Rina	Israël	33.066	34.431	67.497
Andersen, Merete	Danemark	31.765	35.732	67.497
111. Van Hoye, Hortense	Belgique	33.499	33.865	67.364
112. Tomaselli, Gail	Afrique du Sud	33.533	33.799	67.332
113. Hill, Maureen	Afrique du Sud	34.265	33.065	67.330
114. Aldama, Nancy	Cuba	34.066	33.099	67.165
115. Fonseca, Esbela	Portugal	32.266	34.898	67.164
116. Booker, Barbara	Nouvelle-Zélande	32.899	34.165	67.064

1. The first step is to identify the problem or question that needs to be answered.

2. Next, gather relevant information and data to address the problem.

3. Then, analyze the information and data to identify patterns and trends.

4. Finally, draw conclusions and make recommendations based on the analysis.

Championnats du Monde 1966 Dortmund

		Ex. impos.	à volonté	Total
117. Austin, Elsbeth	Canada	33.532	33.432	66.964
118. Karainen, Marjuet	Finlande	32.799	34.065	66.864
119. Klunder, Femie	Pays-Bas	34.266	32.332	66.598
120. Potter, Cheryl	Nouvelle-Zélande	33.365	33.232	66.597
121. Sappinen, Irja	Finlande	32.799	33.733	66.532
122. Gough, Maria	Grande-Bretagne	32.166	34.298	66.464
123. Bregado, Zulema	Cuba	33.166	33.265	66.431
124. Flinkman, Riitta	Finlande	33.132	33.266	66.398
Sanchez-Blume, Anna	Espagne	31.933	34.465	66.398
126. Vega, Jolanda	Cuba	33.265	33.132	66.397
127. Lodge, Diana	Grande-Bretagne	31.898	34.166	66.064
Coetzee, Auda	Afrique du Sud	33.099	32.965	66.064
129. Williams, Jolanda	Cuba	32.765	33.298	66.063
130. Wheeler, Patricia	Nouvelle-Zélande	33.265	32.698	65.963
131. Lehtonen, Eira	Finlande	33.432	32.465	65.897
132. Francis, Rita	Grande-Bretagne	32.532	33.300	65.832
133. Ben-Yehouda, Jael	Israël	31.665	34.099	65.764
134. Glaser, Dagmar	Autriche	31.499	34.231	65.730
135. Porat, Dorit	Israël	32.666	32.798	65.464
136. Theinz, Gabrielle	Suisse	31.299	33.766	65.065
137. Villacian, Miriam	Cuba	33.599	31.366	64.965
138. Radic, O.	Yougoslavie	32.699	32.232	64.931
139. Minaker, Marylinn	Canada	33.498	31.398	64.896
140. Ponce, Manuela	Cuba	33.198	31.665	64.863
141. Bowen, Penelope	Afrique du Sud	32.965	31.866	64.831
142. Schubiger, Emma	Suisse	31.732	32.466	64.198
143. Jimenez-Conde, Isabel	Espagne	31.199	32.832	64.031
144. Hudson, Christine	Afrique du Sud	32.198	31.332	63.530
145. Barnet, Ilse	Autriche	30.166	33.065	63.231
146. Blair, Leona	Nouvelle-Zélande	30.964	32.198	63.162
147. Haapoja, Kirsti	Finlande	31.732	30.566	62.298
148. Fährich-Dullius, Marion	Brésil	28.632	33.532	62.164
149. Rodriguez, Maria	Portugal	29.766	32.366	62.132
150. Parkin, Linda	Grande-Bretagne	29.466	32.231	61.697
151. Lahrs, Christel	Allemagne RF	35.598	25.266	60.864
152. Fradinho, Maria	Portugal	28.499	31.533	60.032
153. Wastl, Annelore	Autriche	26.599	32.432	59.031
154. Flansaas, Dale	Etats-Unis	36.465	18.833	55.298
155. Laine, Riitta	Finlande	32.365	16.866	49.231
156. Tischlinger, Berta	Autriche	30.398	00.000	30.398

Championnats du Monde 1966 Dortmund

Finale individuelle par engin

Saut de cheval		Pts.	Réserve pts.	Total
1. Caslavská, Vera	Tchécoslovaquie . . .	9.783	9.750	19.583
2. Zuchold, Erika	Allemagne RD . . .	9.733	9.666	19.399
3. Koutchinskaia, Natalia	URSS	9.666	9.650	19.316
4. Starke, Ute	Allemagne RD . . .	9.666	9.550	19.216
5. Krajčirova, Jana	Tchécoslovaquie . . .	9.633	9.566	19.199
6. Ikenada, Hiroko	Japon	9.600	9.550	19.150

Barres asymétriques

1. Koutchinskaia, Natalia	URSS	9.800	9.816	19.616
2. Ikeda, Keiko	Japon	9.766	9.800	19.566
3. Mitsukuri, Taniko	Japon	9.800	9.716	19.516
4. Caslavská, Vera	Tchécoslovaquie . . .	9.666	9.816	19.482
5. Astakhova, Polina	URSS	9.700	9.716	19.146
6. Shibuya, Taki	Japon	9.600	9.733	19.333

Poutre

1. Koutchinskaia, Natalia	URSS	9.900	9.750	19.650
2. Caslavská, Vera	Tchécoslovaquie . . .	9.600	9.733	19.333
3. Petrik, Larissa	URSS	9.600	9.650	19.250
4. Ikeda, Keiko	Japon	9.700	9.533	19.233
5. Ducza, Janosi, Aniko	Hongrie	9.633	9.600	19.233
6. Sedlackova, Jaroslava	Tchécoslovaquie . . .	9.600	9.583	19.183

Exercice au sol

1. Koutchinskaia, Natalia	URSS	9.900	9.833	19.733
2. Caslavská, Vera	Tchécoslovaquie . . .	9.833	9.850	19.683
3. Drouginina, Zinaïda	URSS	9.933	9.733	19.666
4. Petrik, Larissa	URSS	9.766	9.650	19.416
5. Kubickova, Jana	Tchécoslovaquie . . .	9.700	9.663	19.363
6. Furuyama, Yasuko	Japon	9.666	9.650	19.316

QUESTION 1

1. The following table shows the number of people who visited the museum in each month.

Month: January, February, March, April, May, June, July, August, September, October, November, December.

Number of visitors: 120, 150, 180, 200, 220, 250, 280, 300, 280, 250, 200, 150.

Calculate the mean number of visitors per month.

Championnats du Monde 1966 Dortmund

SECTION FÉMININE

Classement par équipes








					
1. Tchécoslovaquie					
Exercices imposés	47.632	48.066	47.531	47.766	190.995
Exercices à volonté	47.999	48.166	47.933	48.532	192.630
	95.631	96.232	95.464	96.298	383.625
2. URSS					
Exercices imposés	47.364	48.098	47.598	48.298	191.358
Exercices à volonté	47.699	48.199	48.032	48.299	192.229
	95.063	96.297	95.630	96.597	383.587
3. Japon					
Exercices imposés	47.300	48.397	47.265	47.932	190.894
Exercices à volonté	47.299	48.532	46.299	47.899	190.029
	94.599	96.929	93.564	95.831	380.923
4. Allemagne RD					
Exercices imposés	47.298	47.033	46.799	46.364	187.494
Exercices à volonté	47.697	47.898	46.798	47.931	190.324
	94.995	94.931	93.597	94.295	377.818
5. Hongrie					
Exercices imposés	45.832	46.998	47.199	46.498	186.527
Exercices à volonté	46.332	46.998	47.299	46.733	187.362
	92.164	93.996	94.498	93.231	373.889
6. Etats-Unis					
Exercices imposés	45.532	45.799	45.231	45.798	182.360
Exercices à volonté	46.699	45.897	45.999	46.665	185.260
	92.231	91.696	91.230	92.463	367.620
		Ex. impos.	à volonté	Total	
7. France		183.193	183.225	366.418	
8. Bulgarie		182.694	183.661	366.355	
9. Suède		181.429	181.662	363.091	
10. Allemagne RF		181.093	181.859	362.952	
11. Pologne		180.526	182.394	362.920	
12. Norvège		173.127	179.962	353.089	
13. Yougoslavie		174.125	175.528	349.653	

TABLE 10.17 (continued)

C. 1990	
Variable	Mean
1990	1.0000
1991	1.0000
1992	1.0000
1993	1.0000
1994	1.0000
1995	1.0000
1996	1.0000
1997	1.0000
1998	1.0000
1999	1.0000
2000	1.0000
2001	1.0000
2002	1.0000
2003	1.0000
2004	1.0000
2005	1.0000
2006	1.0000
2007	1.0000
2008	1.0000
2009	1.0000
2010	1.0000
2011	1.0000
2012	1.0000
2013	1.0000
2014	1.0000
2015	1.0000
2016	1.0000
2017	1.0000
2018	1.0000
2019	1.0000
2020	1.0000
2021	1.0000
2022	1.0000
2023	1.0000
2024	1.0000
2025	1.0000
2026	1.0000
2027	1.0000
2028	1.0000
2029	1.0000
2030	1.0000
2031	1.0000
2032	1.0000
2033	1.0000
2034	1.0000
2035	1.0000
2036	1.0000
2037	1.0000
2038	1.0000
2039	1.0000
2040	1.0000
2041	1.0000
2042	1.0000
2043	1.0000
2044	1.0000
2045	1.0000
2046	1.0000
2047	1.0000
2048	1.0000
2049	1.0000
2050	1.0000
2051	1.0000
2052	1.0000
2053	1.0000
2054	1.0000
2055	1.0000
2056	1.0000
2057	1.0000
2058	1.0000
2059	1.0000
2060	1.0000
2061	1.0000
2062	1.0000
2063	1.0000
2064	1.0000
2065	1.0000
2066	1.0000
2067	1.0000
2068	1.0000
2069	1.0000
2070	1.0000
2071	1.0000
2072	1.0000
2073	1.0000
2074	1.0000
2075	1.0000
2076	1.0000
2077	1.0000
2078	1.0000
2079	1.0000
2080	1.0000
2081	1.0000
2082	1.0000
2083	1.0000
2084	1.0000
2085	1.0000
2086	1.0000
2087	1.0000
2088	1.0000
2089	1.0000
2090	1.0000
2091	1.0000
2092	1.0000
2093	1.0000
2094	1.0000
2095	1.0000
2096	1.0000
2097	1.0000
2098	1.0000
2099	1.0000
2100	1.0000

Championnats du Monde 1966 Dortmund

	Ex. impos.	à volonté	Total
14. Pays-Bas	172.660	176.328	348.988
15. Canada	173.461	172.693	346.154
16. Israël	168.662	174.660	343.322
17. Grande-Bretagne	165.293	173.360	338.653
18. Nouvelle-Zélande	168.459	169.893	338.352
19. Afrique du Sud	168.693	166.761	335.454
20. Cuba	168.894	165.026	333.920
21. Finlande	166.061	166.295	332.356
22. Autriche	161.228	168.825	330.053

