








Championnats du Monde de 1979 à Fort Worth

Classement individuel des 36 meilleurs gymnastes

		Réserve								Total	TOTAL
001	Ditiatin, Alexandre	URS	59.050	9.900	9.850	9.900	9.850	9.800	9.900	59.200	118.250
002	Thomas, Kurt	USA	58.875	9.850	9.900	9.800	9.900	9.800	9.850	59.100	117.975
003	Tkachev, Alexandre	URS	58.825	9.550	9.800	9.800	9.800	9.800	9.900	58.650	117.475
004	Markelov, Vladimir	URS	58.575	9.800	9.700	9.800	9.850	9.700	9.850	58.700	117.275
005	Conner, Bart	USA	58.475	9.700	9.750	9.650	9.850	9.800	9.800	58.550	117.025
006	Bruckner, Roland	RDA	58.500	9.800	9.800	9.800	9.900	9.600	9.600	58.500	117.000
007	Gushiken, Koji	JPN	58.175	9.750	9.800	9.750	9.800	9.700	9.800	58.600	116.775
008	Deltchev, Stojan	BUL	58.375	9.650	9.200	9.800	9.850	9.750	9.900	58.150	116.525
009	Hartung, James	USA	58.100	9.750	9.750	9.700	9.900	9.450	9.800	58.350	116.450
	Kajiyama, Hiroji	JPN	58.300	9.550	9.650	9.700	9.800	9.700	9.750	58.150	116.450
011	Huang, Yubin	CHN	58.200	9.550	9.800	9.600	9.800	9.750	9.700	58.200	116.400
012	Delesalle, Philip	CAN	57.650	9.800	9.800	9.650	9.900	9.800	9.700	58.650	116.300
013	Li, Yuejiu	CHN	57.775	9.900	9.650	9.450	9.800	9.700	9.900	58.400	116.175
014	Nikolay, Michael	RDA	58.425	9.700	9.150	9.800	9.750	9.400	9.800	57.600	116.025
015	Nishikii, Toshiomi	JPN	58.000	9.550	9.700	9.700	9.700	9.600	9.650	57.900	115.900
016	Kovacs, Peter	HUN	57.475	9.750	9.550	9.750	9.750	9.600	9.800	58.200	115.675
017	Donath, Ferenc	HUN	57.800	9.300	9.750	9.800	9.700	9.600	9.700	57.850	115.650
018	Magyar, Zoltan	HUN	57.700	9.550	9.950	9.400	9.700	9.600	9.600	57.800	115.500
019	Cai, Huanzong	CHN	57.675	9.500	9.500	9.700	9.700	9.700	9.600	57.700	115.375
020	Mack, Lutz	RDA	57.700	9.750	9.200	9.750	9.800	9.500	9.450	57.450	115.150
021	Gienger, Eberhard	RFA	57.025	9.600	9.600	9.650	9.600	9.750	9.550	57.750	114.775
022	Boerio, Henry	FRA	57.100	9.650	9.700	9.500	9.750	9.600	9.450	57.650	114.750
023	Grecu, Danut	ROM	57.200	9.250	9.650	9.800	9.750	9.450	9.550	57.450	114.650
024	Rohrwick, Volker	RFA	57.200	9.450	9.450	9.450	9.700	9.600	9.650	57.300	114.500
025	Tabak, Jiri	TCH	57.100	9.700	9.100	9.600	9.850	9.400	9.550	57.200	114.300

1. The first part of the document discusses the importance of maintaining accurate records of all transactions and activities. It emphasizes that proper record-keeping is essential for ensuring transparency and accountability in financial reporting.

2. The second part of the document outlines the various methods and techniques used to collect and analyze data. It highlights the need for consistent and reliable data collection processes to ensure the validity of the results.

3. The third part of the document describes the different types of data that are collected and analyzed. It includes information on both quantitative and qualitative data, as well as the various sources from which the data is obtained.

4. The fourth part of the document discusses the various statistical methods and techniques used to analyze the data. It covers topics such as hypothesis testing, regression analysis, and correlation analysis, among others.

5. The fifth part of the document discusses the various ways in which the results of the analysis can be presented and communicated. It includes information on the use of tables, graphs, and charts, as well as the importance of clear and concise communication.

6. The sixth part of the document discusses the various factors that can affect the accuracy and reliability of the results. It includes information on the importance of controlling for confounding variables and the need for careful interpretation of the results.

7. The seventh part of the document discusses the various ways in which the results of the analysis can be used to inform decision-making. It includes information on the importance of using the results to identify trends and patterns, as well as the need for ongoing monitoring and evaluation.

8. The eighth part of the document discusses the various ways in which the results of the analysis can be used to improve the quality of the data collection and analysis process. It includes information on the importance of using the results to identify areas for improvement and the need for ongoing communication and collaboration.

9. The ninth part of the document discusses the various ways in which the results of the analysis can be used to inform policy-making. It includes information on the importance of using the results to identify areas for policy improvement and the need for ongoing communication and collaboration.

10. The tenth part of the document discusses the various ways in which the results of the analysis can be used to inform public policy. It includes information on the importance of using the results to identify areas for public policy improvement and the need for ongoing communication and collaboration.

Championnats du Monde de 1979 à Fort Worth

		Réserve								Total	
026	Silier, Kurt	ROM	57.275	9.300	9.350	9.550	9.700	9.500	9.600	57.000	114.275
027	Petcov, Plamen	BUL	56.675	9.550	9.500	9.500	9.750	9.650	9.550	57.500	114.175
028	Szajna, Andrzej	POL	56.800	9.500	9.100	9.700	9.800	9.550	9.700	57.350	114.150
029	Gross, Benno	RFA	57.075	9.300	9.700	9.300	9.700	9.300	9.650	56.950	114.025
030	Georgescu, Aurelian	ROM	56.600	9.700	9.200	9.450	9.800	9.450	9.450	57.050	113.650
031	Lehmann, Markus	SUI	56.225	9.300	9.300	9.400	9.750	9.500	9.450	56.700	112.925
	Konecny, Jozef	TCH	56.575	9.350	8.800	9.450	9.800	9.350	9.600	56.350	112.925
033	Gjertsen, Finn	NOR	56.500	9.300	9.650	9.500	9.650	8.850	9.400	56.350	112.850
034	Pettersen Loge, Lars-Ivar	NOR	56.300	9.200	9.400	9.300	9.450	9.450	9.450	56.250	112.550
035	Bertrand, Fernando	ESP	56.225	9.350	9.300	9.500	9.650	8.300	9.700	55.800	112.025
036	Long, Warren	CAN	56.750			2.00				2.00	58.750

Championnats du Monde de 1979 à Fort Worth

Finales individuelles par engins

<i>Exercices au sol</i>		Réserve	Finale	Total
001 Thomas, Kurt	USA	9.900	9.900	19.800
Bruckner, Roland	RDA	9.900	9.900	19.800
003 Tkachev, Alexandre	URS	9.875	9.900	19.775
004 Andrianov, Nikolai	URS	9.875	9.850	19.725
005 Conner, Bart	USA	9.850	9.850	19.700
006 Li, Yuejiu	CHN	9.875	9.700	19.575
Kasamatsu, Shigeru	JPN	9.825	9.750	19.575
008 Huang, Yubin	CHN	9.825	9.350	19.175

Cheval arcons

001 Magyar, Zoltan	HUN	9.875	9.950	19.825
002 Thomas, Kurt	USA	9.825	9.900	19.725
003 Gushiken, Koji	JPN	9.800	9.800	19.600
004 Ditiatin, Alexandre	URS	9.750	9.800	19.550
005 Delchev, Stojan	BUL	9.725	9.800	19.525
006 Kasamatsu, Shigeru	JPN	9.750	9.700	19.450
007 Andrianov, Nikolai	URS	9.750	9.000	18.750
008 Nikolay, Michael	RDA	9.875	8.800	18.675

Anneaux

001 Ditiatin, Alexandre	URS	9.900	9.900	19.800
002 Grecu, Danut	ROM	9.800	9.900	19.700
003 Tkachev, Alexandre	URS	9.775	9.900	19.675
004 Gushiken, Koji	JPN	9.800	9.850	19.650
005 Delchev, Stojan	BUL	9.825	9.800	19.625
006 Huang, Yubin	CHN	9.750	9.800	19.550
007 Mack, Lutz	RDA	9.775	9.750	19.525
008 Donath, Ferenc	HUN	9.775	9.400	19.175



Championnats du Monde de 1979 à Fort Worth

<i>Saut</i>		Réserve	Finale	Total
001 Ditiatin, Alexandre	URS	9.900	9.825	19.725
002 Andrianov, Nikolai	URS	9.900	9.800	19.700
003 Conner, Bart	USA	9.875	9.800	19.675
Barthel, Ralph	RDA	9.825	9.850	19.675
005 Bruckner, Roland	RDA	9.850	9.750	19.600
006 Tabak, Jiri	TCH	9.750	9.775	19.525
007 Kasamatsu, Shigeru	JPN	9.750	9.700	19.450
008 Hartung, James	USA	9.800	9.575	19.375

Barres parallèles

001 Conner, Bart	USA	9.825	9.900	19.725
002 Thomas, Kurt	USA	9.800	9.900	19.700
Tkachev, Alexandre	URS	9.800	9.900	19.700
004 Gushiken, Koji	JPN	9.750	9.850	19.600
Ditiatin, Alexandre	URS	9.800	9.800	19.600
006 Kajiyama, Hiroji	JPN	9.750	9.700	19.450
007 Bruckner, Roland	RDA	9.675	9.750	19.425
008 Nikolay, Michael	RDA	9.725	9.600	19.325

Barre fixe








001 Thomas, Kurt	USA	9.875	9.900	19.775
002 Tkachev, Alexandre	URS	9.850	9.900	19.750
003 Ditiatin, Alexandre	URS	9.875	9.800	19.675
004 Delchev, Stojan	BUL	9.850	9.700	19.550
005 Tong, Fei	CHN	9.800	9.700	19.500
Nikolay, Michael	RDA	9.800	9.700	19.500
007 Kajitani, Nobuyuki	JPN	9.775	9.700	19.475
008 Kovacs, Peter	HUN	9.800	9.150	18.950

TABLE 1. LIFE TABLE

Age	l_x	d_x	q_x	Q_x
0	1.000	0.000	0.000	0.000
1	0.999	0.001	0.001	0.001
2	0.997	0.003	0.003	0.004
3	0.994	0.006	0.006	0.010
4	0.988	0.012	0.012	0.022
5	0.976	0.024	0.024	0.046
6	0.952	0.048	0.048	0.094
7	0.904	0.096	0.096	0.190
8	0.808	0.192	0.192	0.380
9	0.616	0.384	0.384	0.760
10	0.232	0.768	0.768	1.000

Championnats du Monde de 1979 à Fort Worth

Gymnastique masculine: classement par équipes

										
01	URS	Exercices imposés	49.000	48.450	48.800	49.350	48.400	49.000	293.000	587.500
		Exercices à volonté	49.200	48.700	48.850	49.300	49.200	49.250	294.500	
02	JPN	Exercices imposés	48.550	48.400	48.050	48.250	48.350	49.000	290.600	583.700
		Exercices à volonté	49.150	48.500	48.550	49.150	48.800	48.950	293.100	
03	USA	Exercices imposés	48.800	47.900	47.900	48.600	47.900	48.750	289.850	581.150
		Exercices à volonté	49.050	48.400	48.450	48.800	48.400	48.200	291.300	
04	RDA	Exercices imposés	48.900	47.950	48.150	48.650	47.750	48.350	289.750	581.000
		Exercices à volonté	48.950	48.500	48.250	49.100	48.300	48.150	291.250	
05	CHN	Exercices imposés	49.200	47.750	48.350	47.850	47.950	48.350	289.450	578.950
		Exercices à volonté	49.100	47.650	48.500	48.450	47.300	48.500	289.500	
06	HUN	Exercices imposés	47.750	48.050	47.600	46.700	46.550	47.500	284.150	573.600
		Exercices à volonté	48.550	48.650	47.900	48.400	48.300	47.650	289.450	
07	RFA	Exercices imposés	46.750	46.850	47.000	47.650	47.150	48.050	283.450	570.350
		Exercices à volonté	47.700	47.500	48.150	48.700	47.600	47.250	286.900	
08	ROM	Exercices imposés	47.500	46.250	48.250	47.500	46.750	47.700	283.950	569.750
		Exercices à volonté	47.800	47.100	47.700	48.150	46.950	48.100	285.800	
09	BUL	Exercices imposés	46.800	45.400	47.850	47.600	46.550	47.700	281.900	567.650
		Exercices à volonté	47.850	47.900	48.150	48.200	45.950	47.700	285.750	
10	TCH	Exercices imposés	46.350	45.600	47.300	47.500	46.800	47.800	281.350	562.350
		Exercices à volonté	47.300	46.350	47.050	48.100	46.050	46.150	281.000	
11	CAN	Exercices imposés	47.250	46.150	47.100	47.250	46.800	47.450	282.000	562.300
		Exercices à volonté	47.450	45.950	45.800	47.800	45.300	48.000	280.300	
12	SUI	Exercices imposés	46.350	45.250	47.450	47.450	47.450	47.600	281.550	561.950
		Exercices à volonté	46.450	46.700	47.550	47.950	45.450	46.300	280.400	
13	CUB	Exercices imposés	47.250	44.900	47.300	47.900	46.350	46.800	280.500	560.650
		Exercices à volonté	47.750	45.700	45.750	48.250	45.000	47.700	280.150	

1. The first part of the document discusses the importance of maintaining accurate records of all transactions and activities. It emphasizes that proper record-keeping is essential for ensuring transparency and accountability in financial reporting.

2. The second part of the document outlines the various methods and techniques used to collect and analyze data. It highlights the need for consistent and reliable data sources to support the findings of the study.

3. The third part of the document presents the results of the analysis, showing that there is a significant correlation between the variables studied. This finding suggests that the factors investigated have a strong influence on the outcomes.

4. The fourth part of the document discusses the implications of the findings and provides recommendations for future research. It suggests that further studies should be conducted to explore the underlying mechanisms and to test the findings in different contexts.

5. The fifth part of the document concludes the study, summarizing the key points and reiterating the importance of the research. It expresses the hope that the findings will contribute to a better understanding of the subject matter.





Championnats du Monde de 1979 à Fort Worth

14	FRA	Exercices imposés	46.700	45.150	46.150	47.700	45.500	47.650	278.850	559.350
		Exercices à volonté	47.350	46.600	47.450	47.550	45.150	46.400	280.500	
15	ESP	Exercices imposés	47.550	44.100	47.350	47.250	46.200	47.350	279.800	556.350
		Exercices à volonté	46.900	44.550	46.400	47.950	44.550	46.200	276.550	
16	NOR	Exercices imposés	46.150	44.950	47.200	47.100	46.250	46.550	278.200	553.000
		Exercices à volonté	45.750	46.750	46.450	47.500	42.600	45.750	274.800	
17	KOR	Exercices imposés	46.600	43.450	46.100	47.650	46.150	45.650	275.600	550.700
		Exercices à volonté	47.200	42.700	46.100	47.850	45.500	45.750	275.100	
18	GBR	Exercices imposés	45.450	43.800	45.900	45.800	45.450	45.650	272.050	547.050
		Exercices à volonté	46.300	44.850	45.900	47.700	44.200	46.050	275.000	
19	AUS	Exercices imposés	45.350	44.300	46.250	46.750	45.800	44.550	273.000	542.600
		Exercices à volonté	45.600	42.200	44.500	47.350	43.950	46.000	269.600	
20	BRA	Exercices imposés	46.050	43.200	45.350	46.800	43.250	44.750	269.400	535.250
		Exercices à volonté	45.450	43.850	42.550	47.400	42.400	44.200	265.850	
21	AUT	Exercices imposés	45.000	43.550	45.650	46.650	42.400	45.800	269.050	529.950
		Exercices à volonté	45.000	41.500	42.200	46.800	42.200	43.200	260.900	
22	ISR	Exercices imposés	44.900	42.750	44.850	46.200	43.100	45.250	267.050	529.650
		Exercices à volonté	44.600	42.150	43.300	45.700	42.450	44.400	262.600	
23	MEX	Exercices imposés	44.300	43.150	45.200	46.100	42.550	43.050	264.350	518.100
		Exercices à volonté	44.350	41.250	41.350	46.100	39.650	41.050	253.750	

1. The first step in the process of identifying a problem is to recognize that a problem exists. This is often done by comparing current performance to a desired state or goal. For example, a manager might notice that sales are declining or that customer satisfaction is low. Once a problem is identified, the next step is to define it more precisely. This involves determining the scope of the problem, its causes, and its effects. For instance, a manager might define a problem as "a 10% decrease in sales over the last quarter, primarily due to a loss of market share in the competitive market." The third step is to analyze the problem. This involves gathering data, identifying key factors, and determining the underlying causes. For example, a manager might analyze sales data to identify trends, compare performance to competitors, and determine the reasons for the decline. The fourth step is to generate potential solutions. This involves brainstorming ideas, evaluating options, and selecting the most promising ones. For instance, a manager might generate solutions such as "implementing a new marketing strategy," "improving customer service," or "reducing prices." The fifth and final step is to implement the chosen solution and monitor its progress. This involves developing a plan, allocating resources, and tracking performance over time. For example, a manager might implement a new marketing strategy and monitor sales and customer satisfaction over the next quarter to see if the problem has been resolved.

Championnats du Monde de 1979 à Fort Worth

Classement individuel des 36 meilleures gymnastes

		Réserve					Total	TOTAL	
001	Kim, Nelli	URS	39.250	9.850	9.850	9.850	9.850	39.400	78.650
002	Gnauck, Maxi	RDA	39.175	9.700	9.900	9.700	9.900	39.200	78.375
003	Ruhn, Melita	ROM	39.125	9.800	9.800	9.800	9.800	39.200	78.325
004	Filatova, Maria	URS	39.150	9.800	9.400	9.800	9.800	38.800	77.950
005	Dunca, Rodica	ROM	38.675	9.500	9.750	9.900	9.900	39.050	77.725
006	Cerna, Vera	TCH	38.650	9.600	9.800	9.700	9.850	38.950	77.600
007	Kräker, Steffi	RDA	38.850	9.800	9.750	9.650	9.350	38.550	77.400
008	Eberle, Emilia	ROM	38.675	9.700	9.900	9.200	9.900	38.700	77.375
009	Grabolle, Regina	RDA	38.725	9.500	9.550	9.800	9.700	38.550	77.275
010	Mareckova, Eva	TCH	38.500	9.650	9.600	9.750	9.700	38.700	77.200
011	Zhu, Zheng	CHN	38.650	9.650	9.600	9.700	9.300	38.250	76.900
012	Pyfer, Leslie	USA	38.175	9.750	9.600	9.650	9.650	38.650	76.825
013	Naymoushina, Elena	URS	38.625	9.700	9.600	9.350	9.450	38.100	76.725
014	Zemanova, Radka	TCH	38.025	9.550	9.600	9.650	9.700	38.500	76.525
015	Zheng, Sihua	CHN	38.525	9.650	9.200	9.200	9.700	37.750	76.275
	Flander, Erika	HUN	37.925	9.750	9.550	9.500	9.550	38.350	76.275
017	Toneva, Krassimira	BUL	37.825	9.700	9.350	9.550	9.650	38.250	76.075
018	Hanti, Erzsebet	HUN	37.975	9.550	9.500	9.400	9.600	38.050	76.025
019	Kellems, Suzy	USA	38.225	9.600	9.000	9.450	9.700	37.750	75.975
020	Schlegel, Elfie	CAN	38.075	9.600	9.500	9.000	9.700	37.800	75.875
	Topalova, Silvia	BUL	38.075	9.500	9.700	9.000	9.600	37.800	75.875
022	Ovari, Eva	HUN	38.175	9.600	9.450	8.950	9.600	37.600	75.775
023	Frederick, Marcia	USA	37.900	9.850	8.700	9.600	9.700	37.850	75.750
024	Liu, Yajun	CHN	38.300	8.950	9.200	9.500	9.600	37.250	75.550
	Nozawa, Sakiko	JPN	37.650	9.350	9.600	9.350	9.600	37.900	75.550

MEMORANDUM FOR THE RECORD

1. On September 2, 1952, the following letter was received from the Honorable Earl Warren, U.S. Supreme Court Building, Washington, D.C.:

"I am enclosing for you a copy of the report of the United States Commission on Civil Liberties, dated August 28, 1952, which is a copy of the report of the Commission on the activities of the American Civil Liberties Union, Inc., in connection with the activities of the United States Supreme Court. The report of the Commission is being distributed to the members of the Senate and the House of Representatives." (u)

2. This report is being referred to the Department of Justice for information.

Very truly yours,
John Edgar Hoover
Director

Championnats du Monde de 1979 à Fort Worth

		Réserve					Total		
026	Kano, Yayoi	JPN	37.850	9.450	9.450	9.500	9.250	37.650	75.500
027	Michler, Annette	RFA	37.500	9.500	9.450	9.450	9.500	37.900	75.400
028	Kessler, Romy	SUI	37.525	9.600	9.500	9.100	9.600	37.800	75.325
029	Stewart, Ellen	CAN	37.475	9.450	9.500	9.400	9.400	37.750	75.225
030	Matraszek, Lucja	POL	37.675	9.350	9.450	8.950	9.400	37.150	74.825
031	Carnegie, Diane	CAN	37.250	9.550	9.150	9.450	9.400	37.550	74.800
	Lee, Hyang Rim	KOR	37.400	9.400	9.450	9.000	9.550	37.400	74.800
033	Marinova, Galina	BUL	37.450	9.500	8.700	9.550	9.550	37.300	74.750
034	Rossier, Claudia	SUI	37.225	9.350	9.450	8.900	9.600	37.300	74.525
035	Anami, Rika	JPN	37.425	9.500	9.000	8.900	9.600	37.000	74.425
036	Pidoux, Martine	FRA	37.250	9.550	8.550	9.300	9.200	36.600	73.850



MEMBERSHIP LIST

1. Mr. J. H. ...
2. Mr. J. H. ...
3. Mr. J. H. ...
4. Mr. J. H. ...
5. Mr. J. H. ...
6. Mr. J. H. ...
7. Mr. J. H. ...
8. Mr. J. H. ...
9. Mr. J. H. ...
10. Mr. J. H. ...

Championnats du Monde de 1979 à Fort Worth

Finales individuelles par engins

<i>Saut</i>		Réserve	Finale	Total
001 Turner, Dumitrita	ROM	9.850	9.925	19.775
002 Zakharova, Stella	URS	9.825	9.875	19.700
003 Kräker, Steffi	RDA	9.825	9.850	19.675
Kim, Nelli	URS	9.825	9.850	19.675
005 Canary, Christa	USA	9.813	9.825	19.638
006 Gnauck, Maxi	RDA	9.775	9.800	19.575
007 Ruhn, Melita	ROM	9.850	9.625	19.475
008 Kellems, Suzy	USA	9.675	8.800	18.475

Barres asymétriques

001 Ma, Yanhong	CHN	9.925	9.900	19.825
Gnauck, Maxi	RDA	9.925	9.900	19.825
003 Eberle, Emilia	ROM	9.850	9.900	19.750
004 Kräker, Steffi	RDA	9.850	9.850	19.700
005 Kim, Nelli	URS	9.825	9.800	19.625
006 Frederick, Marcia	USA	9.800	9.800	19.600
007 Filatova, Maria	URS	9.800	9.300	19.100
008 Zhu, Zheng	CHN	9.825	9.250	19.075

Poutre

001 Cerna, Vera	TCH	9.900	9.900	19.800
002 Kim, Nelly	URS	9.775	9.850	19.625
003 Grabolle, Regina	RDA	9.775	9.800	19.575
004 Mareckova, Eva	TCH	9.750	9.800	19.550
005 Filatova, Maria	URS	9.775	9.750	19.525
006 Gnauck, Maxi	RDA	9.675	9.700	19.375
007 Toneva, Krassimira	BUL	9.675	9.650	19.325
008 Ruhn, Melita	ROM	9.675	9.300	18.975

Exercices au sol






001 Eberle, Emilia	ROM	9.850	9.950	19.800
002 Kim, Nelli	URS	9.825	9.950	19.775
003 Ruhn, Melita	ROM	9.825	9.900	19.725
004 Gnauck, Maxi	RDA	9.800	9.900	19.700
005 Filatova, Maria	URS	9.850	9.800	19.650
006 Cerna, Vera	TCH	9.675	9.900	19.575
007 Zheng, Sihua	CHN	9.725	9.800	19.525
008 Pyfer, Leslie	USA	9.725	9.750	19.475

TABLE 1. *Continued*

Variable	Mean	SD	Min	Max
Age	37.1	10.1	20	65
Gender				
Male	100	0	0	100
Female	0	0	0	0
Marital status				
Married	60	49	0	100
Single	40	51	0	100
Divorced	0	0	0	0
Widowed	0	0	0	0
Other	0	0	0	0
Education				
High school	100	0	0	100
College	0	0	0	0
Postgraduate	0	0	0	0
Other	0	0	0	0
Income				
\$0-\$10,000	100	0	0	100
\$10,000-\$20,000	0	0	0	0
\$20,000-\$30,000	0	0	0	0
\$30,000-\$40,000	0	0	0	0
\$40,000-\$50,000	0	0	0	0
\$50,000-\$60,000	0	0	0	0
\$60,000-\$70,000	0	0	0	0
\$70,000-\$80,000	0	0	0	0
\$80,000-\$90,000	0	0	0	0
\$90,000-\$100,000	0	0	0	0
Other	0	0	0	0

Championnats du Monde de 1979 à Fort Worth

Gymnastique féminine: classement par équipes

							
001 ROM	Exercices imposés	48.650	48.750	48.050	48.800	194.250	
	Exercices à volonté	49.000	48.450	48.750	49.100	195.300	389.550
002 URS	Exercices imposés	48.625	48.750	48.850	48.700	194.925	
	Exercices à volonté	49.150	47.200	48.450	49.200	194.000	388.925
003 RDA	Exercices imposés	48.350	49.250	48.450	47.825	193.875	
	Exercices à volonté	48.900	48.400	48.200	48.700	194.200	388.075
004 CHN	Exercices imposés	46.950	49.150	47.000	48.300	191.400	
	Exercices à volonté	48.500	48.150	48.350	48.200	193.200	384.600
005 TCH	Exercices imposés	48.400	47.850	48.400	47.650	192.300	
	Exercices à volonté	47.650	47.250	48.650	46.450	190.000	382.300
006 USA	Exercices imposés	48.025	48.500	47.300	48.750	192.575	
	Exercices à volonté	49.150	47.500	45.000	47.100	188.750	381.325
007 HUN	Exercices imposés	47.100	47.050	47.850	46.800	188.800	
	Exercices à volonté	47.850	47.450	46.500	48.450	190.250	379.050
008 BUL	Exercices imposés	47.750	47.150	47.050	46.450	188.400	
	Exercices à volonté	46.700	47.050	48.300	46.500	188.550	376.950
009 JPN	Exercices imposés	47.050	47.700	46.500	47.400	188.650	
	Exercices à volonté	47.350	46.800	46.800	46.050	187.000	375.650
010 CAN	Exercices imposés	47.350	47.350	46.300	46.650	187.650	
	Exercices à volonté	46.850	46.500	47.300	46.800	187.450	375.100
011 POL	Exercices imposés	46.700	46.100	47.250	46.000	186.050	
	Exercices à volonté	46.700	46.450	46.400	46.750	186.300	372.350
012 KOR	Exercices imposés	45.800	46.800	44.850	47.250	184.700	
	Exercices à volonté	46.400	46.800	46.500	46.650	186.350	371.050
013 RFA	Exercices imposés	46.600	45.700	46.450	46.050	184.800	
	Exercices à volonté	46.550	46.250	46.050	45.700	184.550	369.350

THE HISTORY OF THE CITY OF BOSTON

AS APPEARED IN
THE
EARLY RECORDS
AND DOCUMENTS
OF THE
CITY
FROM
1630 TO
1680

BY
JAMES
M. COOPER

VOLUME I
1630-1680

BOSTON
1893

Championnats du Monde de 1979 à Fort Worth

014 SUI	Exercices imposés	46.850	45.800	45.650	45.050	183.350	
	Exercices à volonté	46.500	45.750	47.050	45.550	184.850	368.200
015 FRA	Exercices imposés	46.450	45.600	46.250	44.550	182.850	
	Exercices à volonté	46.200	45.250	45.650	46.850	183.950	366.800
016 GBR	Exercices imposés	46.200	45.150	45.700	45.250	182.300	
	Exercices à volonté	46.700	46.350	45.600	45.650	184.300	366.600
017 HOL	Exercices imposés	46.350	44.150	45.750	46.600	182.850	
	Exercices à volonté	45.250	44.800	45.700	44.650	180.400	363.250
018 ESP	Exercices imposés	46.400	45.400	44.000	44.450	180.250	
	Exercices à volonté	45.350	45.650	44.850	46.050	181.900	362.150
019 NOR	Exercices imposés	46.300	43.300	45.300	44.900	179.800	
	Exercices à volonté	45.900	44.650	43.900	45.550	180.000	359.800
020 AUS	Exercices imposés	45.550	44.250	44.950	44.500	179.250	
	Exercices à volonté	45.300	45.400	44.000	44.450	179.150	358.400
021 SWE	Exercices imposés	45.350	44.000	45.100	43.750	178.200	
	Exercices à volonté	45.400	44.100	45.200	45,200	179.900	358.100
022 NZL	Exercices imposés	44.750	44.550	44.500	44.950	178.750	
	Exercices à volonté	45.600	45.300	43.850	44.400	179.150	357.900
023 BRA	Exercices imposés	46.450	43.800	43.850	43.450	177.550	
	Exercices à volonté	45.750	44.700	44.750	44.700	179.900	357.450
024 MEX	Exercices imposés	46.000	43.350	42.900	43.700	175.950	
	Exercices à volonté	45.050	44.400	45.600	44.650	179.700	355.650
025 ISR	Exercices imposés	44.700	44.000	43.350	42.500	174.550	
	Exercices à volonté	43.800	43.700	42.200	43.700	173.400	347.950
026 AUT	Exercices imposés	45.050	43.200	44.050	42.550	174.850	
	Exercices à volonté	44.000	42.800	41.400	43.950	172.150	347.000

TABLE 1. *Continued*

Variable	Mean	SD	Median	Range
Age	58.8	11.6	56.0	20-88
Female	0.65	0.48	0	0-1
White	0.77	0.42	0	0-1
Black	0.17	0.38	0	0-1
Hispanic	0.06	0.24	0	0-1
Other	0.00	0.00	0	0-1
Married	0.58	0.49	0	0-1
Widow	0.19	0.39	0	0-1
Divorced	0.15	0.36	0	0-1
Single	0.08	0.27	0	0-1
Never married	0.00	0.00	0	0-1
Married (ref)	0.58	0.49	0	0-1
Widow	0.19	0.39	0	0-1
Divorced	0.15	0.36	0	0-1
Single	0.08	0.27	0	0-1
Never married	0.00	0.00	0	0-1
Married	0.58	0.49	0	0-1
Widow	0.19	0.39	0	0-1
Divorced	0.15	0.36	0	0-1
Single	0.08	0.27	0	0-1
Never married	0.00	0.00	0	0-1
Married	0.58	0.49	0	0-1
Widow	0.19	0.39	0	0-1
Divorced	0.15	0.36	0	0-1
Single	0.08	0.27	0	0-1
Never married	0.00	0.00	0	0-1