








Championnats du Monde 1991 à Indianapolis

Gymnastique masculine : classement individuel des 36 meilleurs gymnastes (concours 2)








									
01	Misutin Grigori	URS	9.900	9.800	9.825	9.775	9.850	9.900	59.050
02	Scherbo Vitaly	URS	9.850	9.800	9.900	9.775	9.775	9.850	58.850
03	Liukin Valeri	URS	9.675	9.850	9.750	9.600	9.725	9.900	58.500
04	Li Xiaoshuang	CHN	9.775	9.775	9.775	9.525	9.775	9.725	58.350
05	Chechi Yuri	ITA	9.775	9.750	9.850	9.550	9.600	9.475	58.000
	Kroll Sylvio	GER	9.475	9.775	9.700	9.675	9.575	9.800	58.000
07	Nishikawa Daisuke	JPN	9.700	9.700	9.625	9.500	9.725	9.725	57.975
08	Li Chunyang	CHN	9.775	9.725	9.750	9.400	9.600	9.700	57.950
09	Wecker Andreas	GER	9.600	9.850	9.825	9.500	9.625	9.500	57.900
10	Keswick Scott	USA	9.575	9.425	9.700	9.675	9.625	9.825	57.825
	Hatakeda Yoshiaki	JPN	9.575	9.750	9.600	9.500	9.650	9.750	57.825
	Buechner Ralf	GER	9.500	9.625	9.700	9.600	9.600	9.800	57.825
13	Iketani Yukio	JPN	9.725	9.700	9.800	9.625	9.225	9.700	57.775
14	Han Yoon Soo	KOR	9.450	9.550	9.700	9.500	9.650	9.725	57.575
15	Lee, Joo Hyung	KOR	9.550	9.625	9.575	9.550	9.550	9.700	57.550
16	Hanks Jarrod	USA	9.675	9.650	9.675	9.400	9.425	9.700	57.525
17	Hristozov Kalofer	BUL	9.575	9.625	9.550	9.550	9.700	9.500	57.500
18	Supola Zoltan	HUN	9.475	9.325	9.725	9.600	9.650	9.625	57.400
	Csollany Szilveszter	HUN	9.475	9.725	9.675	9.375	9.475	9.675	57.400
20	Waller Chris	USA	9.525	9.725	9.700	9.225	9.500	9.700	57.375

QUESTION 10
10. The following information pertains to the operations of a company:

Net sales	100,000
Cost of goods sold	60,000
Operating expenses	20,000
Income tax expense	5,000
Interest expense	2,000
Dividend income	1,000
Gain on sale of land	3,000
Gain on sale of investments	1,000
Loss on sale of investments	1,000
Loss on sale of land	1,000
Loss on sale of investments	1,000

Championnats du Monde 1991 à Indianapolis

Gymnastique masculine : classement individuel des 36 meilleurs gymnastes (concours 2)

									
21	Li Jing	CHN	9.375	9.900	9.675	9.500	9.650	9.175	57.275
	Fajkusz Csaba	HUN	9.475	9.550	9.575	9.450	9.400	9.825	57.275
23	Rossato Ruggero	ITA	9.225	9.550	9.700	9.500	9.575	9.650	57.200
	Gherman Marius	ROM	9.450	9.650	9.450	9.550	9.475	9.625	57.200
25	Giubellini Daniel	SUI	9.375	9.625	9.600	9.400	9.475	9.675	57.150
26	Taskov Dimitar	BUL	9.300	9.550	9.450	9.575	9.525	9.650	57.050
27	Thomas Neil	GBR	9.650	9.600	9.400	9.350	9.475	9.550	57.025
28	Gal Adrian	ROM	9.550	9.525	9.450	9.350	9.575	9.500	56.950
	Engeler Michael	SUI	9.550	9.475	9.425	9.350	9.350	9.800	56.950
30	Hibbert Curtis	CAN	9.475	9.050	9.425	9.600	9.575	9.775	56.900
31	Kolev Dian	BUL	9.475	9.225	9.475	9.525	9.525	9.575	56.800
	Catanoiu Adrian	ROM	9.425	9.600	9.700	9.400	9.175	9.500	56.800
33	Pae Gil Su	PRK	9.150	9.250	9.425	9.450	9.725	9.775	56.775
34	May James	GBR	9.575	9.400	9.500	9.500	9.250	9.500	56.725
	Preti Boris	ITA	9.375	9.600	9.675	9.425	9.500	9.150	56.725
36	Chevalier Christian	FRA	9.125	9.375	9.350	9.325	9.500	9.275	55.950

1. Introduction

The first part of the paper discusses the importance of the research and the objectives of the study.

The second part of the paper describes the methodology used in the study, including the data sources and the statistical methods.

The third part of the paper presents the results of the study, including the descriptive statistics and the regression analysis.

The fourth part of the paper discusses the implications of the findings and the limitations of the study.

The fifth part of the paper concludes the study and provides some suggestions for future research.

1. Introduction
2. Literature Review
3. Methodology
4. Results
5. Discussion
6. Conclusion

Championnats du Monde 1991 à Indianapolis

Gymnastique masculine : Finales individuelles par engin

Exercices au sol

01	Korobchinski Igor	URS	9.875
02	Scherbo Vitaly	URS	9.800
03	Nishikawa Daisuke	JPN	9.787
04	Chechi Yuri	ITA	9.762
05	Wecker Andreas	GER	9.700
06	Thomas Neil	GBR	9.675
07	Kroll Sylvio	GER	9.650
08	Li Chunyang	CHN	9.150

Cheval arçons

01	Belenki Valeri	URS	9.912
02	Guo Linyao	CHN	9.887
03	Li Jing	CHN	9.875
04	Wecker Andreas	GER	9.862
	Hatakeda Yoshiaki	JPN	9.862
06	Chechi Yuri	ITA	9.837
07	Misutin Grigori	URS	9.775
08	Kroll Sylvio	GER	8.775

Anneaux

01	Misutin Grigori	URS	9.875
02	Wecker Andreas	GER	9.862
03	Chechi Yuri	ITA	9.837
04	Li Xiaoshuang	CHN	9.812
05	Liukin Valeri	URS	9.800
06	Keswick Scott	USA	9.775
	Iketani Yukio	JPN	9.775
08	Li Jing	CHN	9.362

Saut de cheval

01	You Ok Youl	KOR	9.700
02	Scherbo Vitaly	URS	9.699
03	Aihara Yutaka	JPN	9.631
04	Kroll Sylvio	GER	9.618
05	Inglis Mike	CAN	9.581
06	Iketani Yukio	JPN	9.456
07	Korobchinski Igor	URS	9.393
08	Li Jing	CHN	9.381

QUESTION 1

1.1	10	10
1.2	10	10
1.3	10	10
1.4	10	10

Championnats du Monde 1991 à Indianapolis

Gymnastique masculine : Finales individuelles par engin

Barres parallèles

01	Li Jing	CHN	9.862
02	Korobchinski Igor	URS	9.825
03	Guo Linyao	CHN	9.812
04	Nishikawa Daisuke	JPN	9.675
05	Kroll Sylvio	GER	9.662
06	Hatakeda Yoshiaki	JPN	9.587
	Franke Mario	GER	9.587
08	Scherbo Vitaly	URS	9.487

Barre fixe

01	Li Chunyang	CHN	9.787
	Buechner Ralf	GER	9.787
03	Scherbo Vitaly	URS	9.775
04	Keswick Scott	USA	9.725
05	Supola Zoltan	HUN	9.712
06	Kroll Sylvio	GER	9.637
07	Misutin Grigori	URS	8.925
08	Iketani Yukio	JPN	2.750








QUESTION

100%	100%	100%
100%	100%	100%
100%	100%	100%
100%	100%	100%

Championnats du Monde 1991 à Indianapolis

Gymnastique masculine : classement par équipes

Première ligne : notes exercices imposés / Deuxième ligne : notes exercices à volonté

								
01 URS	48.700 48.600	48.250 49.100	48.875 49.125	48.475 47.850	49.000 48.825	48.525 49.100	291.825 292.600	584.425
02 CHN	48.050 47.825	48.225 49.225	48.125 48.975	47.475 47.875	48.175 47.825	47.825 47.450	287.875 289.175	577.050
03 GER	47.900 47.925	47.925 48.525	48.350 48.525	47.550 47.425	48.150 47.875	48.075 47.900	287.950 288.175	576.125
04 JPN	48.075 47.525	47.625 48.675	48.200 47.950	47.700 47.300	48.225 48.025	48.075 47.550	287.900 287.025	574.925
05 USA	47.625 46.625	47.850 47.025	47.875 48.175	47.475 46.775	47.175 47.225	47.675 48.225	285.675 284.050	569.725
06 KOR	47.700 47.225	46.750 48.300	47.700 47.600	47.475 47.500	47.250 46.575	47.750 47.625	284.625 284.825	569.450
07 ITA	47.625 47.200	47.400 48.050	48.025 48.500	47.250 46.450	46.475 47.075	46.975 47.975	283.750 285.250	569.000
08 HUN	47.075 46.875	46.100 47.950	47.500 47.775	47.350 46.725	46.600 47.325	47.600 46.600	282.225 283.250	565.475
09 ROM	47.100 47.225	47.000 47.300	47.175 47.000	47.450 46.825	47.475 46.700	46.875 47.300	283.075 282.350	565.425
10 BUL	47.475 46.575	46.450 47.900	47.050 47.300	47.125 46.800	46.950 47.025	47.275 46.975	282.325 282.575	564.900
11 SUI	46.975 46.075	45.050 47.425	46.275 46.700	47.550 46.775	46.850 46.550	47.325 46.900	280.025 280.425	560.450
12 GBR	47.350 46.250	45.300 46.475	46.100 46.750	47.400 47.175	46.425 45.800	46.725 47.050	279.300 279.500	558.800

1998, 1999

1999, 2000

1999, 2000

1999, 2000

1999, 2000

1999, 2000

1999, 2000

1999, 2000

1999, 2000

1999, 2000

1999, 2000

1999, 2000

1999, 2000

1999, 2000

1999, 2000

1999, 2000

1999, 2000

1999, 2000

1999, 2000

1999, 2000

1999, 2000

1999, 2000







1999, 2000

1999, 2000

Championnats du Monde 1991 à Indianapolis

Gymnastique masculine : classement par équipes

Première ligne : notes exercices imposés / Deuxième ligne : notes exercices à volonté

								TOTAL
13 FRA	47.100 45.850	45.000 46.300	46.300 46.350	47.175 46.950	46.575 46.350	47.125 47.625	279.275 279.425	558.700
14 PRK	46.275 46.575	44.475 46.150	47.075 46.725	47.050 46.675	46.725 46.825	46.700 47.325	278.300 280.275	558.575
15 CUB	46.050 46.425	43.550 47.000	47.050 46.475	47.350 46.625	46.975 46.125	46.625 47.375	277.600 280.025	557.625
16 CAN	46.725 46.225	43.725 46.225	46.375 46.075	47.325 46.450	46.450 46.375	46.900 46.600	277.500 277.950	555.450
17 TCH	45.325 45.425	45.175 45.925	45.975 45.950	46.875 45.575	46.225 46.425	46.550 46.575	276.125 275.875	552.000
18 ESP	46.675 46.025	45.750 46.425	46.350 46.275	46.775 45.275	45.900 43.975	46.725 45.325	278.175 273.300	551.475
19 TPE	45.450 45.475	43.425 46.700	45.350 46.875	46.950 45.725	44.650 46.225	46.325 45.600	272.150 276.600	548.750
20 MEX	45.100 45.375	45.100 45.425	45.475 45.850	46.600 46.675	44.450 46.225	45.925 44.500	272.650 273.750	546.400
21 SWE	45.350 44.575	43.300 45.725	45.475 45.925	47.000 45.325	44.800 45.100	45.800 45.425	271.725 272.075	543.800
22 ISR	45.775 45.125	44.175 46.425	46.050 45.350	46.800 44.750	45.050 44.250	44.800 45.175	272.650 271.075	543.725
23 NOR	44.600 43.675	42.725 45.350	44.875 45.000	46.375 46.025	43.650 45.650	45.800 45.650	268.025 271.350	539.375
24 AUT	44.750 44.025	42.850 45.650	42.775 43.575	47.100 44.575	43.425 44.275	45.400 45.850	266.300 267.950	534.250

11/11/2019

11/11/2019

11/11/2019

11/11/2019

11/11/2019

11/11/2019

11/11/2019

11/11/2019

11/11/2019

11/11/2019

11/11/2019

11/11/2019

11/11/2019

11/11/2019

11/11/2019








11/11/2019

11/11/2019

Championnats du Monde 1991 à Indianapolis

Gymnastique masculine : classement par équipes






Première ligne : notes exercices imposés / Deuxième ligne : notes exercices à volonté

								
25 BRA	45.000 44.750	42.175 46.275	44.400 43.700	45.175 45.000	40.950 43.275	45.025 44.275	262.725 267.275	530.000
26 PUR	43.925 45.400	40.425 44.450	42.425 43.275	46.350 46.125	43.350 43.200	44.600 45.750	261.075 268.200	529.275
HOL	43.525 44.200	41.575 44.700	42.875 43.725	46.350 45.150	40.425 44.900	45.775 46.075	260.525 268.750	529.275
28 FIN	42.600 43.775	41.875 44.875	42.650 43.025	45.525 43.750	38.875 43.275	44.450 44.800	255.975 263.500	519.475
29 ARG	43.450 44.425	39.575 43.850	38.725 42.350	46.250 44.975	40.150 43.750	44.975 43.800	253.125 263.150	516.275
30 GRE	44.075 44.575	39.500 43.800	41.600 42.750	45.200 44.650	37.700 43.625	40.875 43.650	248.950 262.750	511.700

Year	Number of cases		Number of deaths		Rate per 100,000 population
	Male	Female	Male	Female	
1950	1,000	1,000	100	100	100
1951	1,000	1,000	100	100	100
1952	1,000	1,000	100	100	100
1953	1,000	1,000	100	100	100
1954	1,000	1,000	100	100	100
1955	1,000	1,000	100	100	100
1956	1,000	1,000	100	100	100
1957	1,000	1,000	100	100	100
1958	1,000	1,000	100	100	100
1959	1,000	1,000	100	100	100
1960	1,000	1,000	100	100	100
1961	1,000	1,000	100	100	100
1962	1,000	1,000	100	100	100
1963	1,000	1,000	100	100	100
1964	1,000	1,000	100	100	100
1965	1,000	1,000	100	100	100
1966	1,000	1,000	100	100	100
1967	1,000	1,000	100	100	100
1968	1,000	1,000	100	100	100
1969	1,000	1,000	100	100	100
1970	1,000	1,000	100	100	100
1971	1,000	1,000	100	100	100
1972	1,000	1,000	100	100	100
1973	1,000	1,000	100	100	100
1974	1,000	1,000	100	100	100
1975	1,000	1,000	100	100	100
1976	1,000	1,000	100	100	100
1977	1,000	1,000	100	100	100
1978	1,000	1,000	100	100	100
1979	1,000	1,000	100	100	100
1980	1,000	1,000	100	100	100
1981	1,000	1,000	100	100	100
1982	1,000	1,000	100	100	100
1983	1,000	1,000	100	100	100
1984	1,000	1,000	100	100	100
1985	1,000	1,000	100	100	100
1986	1,000	1,000	100	100	100
1987	1,000	1,000	100	100	100
1988	1,000	1,000	100	100	100
1989	1,000	1,000	100	100	100
1990	1,000	1,000	100	100	100
1991	1,000	1,000	100	100	100
1992	1,000	1,000	100	100	100
1993	1,000	1,000	100	100	100
1994	1,000	1,000	100	100	100
1995	1,000	1,000	100	100	100
1996	1,000	1,000	100	100	100
1997	1,000	1,000	100	100	100
1998	1,000	1,000	100	100	100
1999	1,000	1,000	100	100	100
2000	1,000	1,000	100	100	100
2001	1,000	1,000	100	100	100
2002	1,000	1,000	100	100	100
2003	1,000	1,000	100	100	100
2004	1,000	1,000	100	100	100
2005	1,000	1,000	100	100	100
2006	1,000	1,000	100	100	100
2007	1,000	1,000	100	100	100
2008	1,000	1,000	100	100	100
2009	1,000	1,000	100	100	100
2010	1,000	1,000	100	100	100
2011	1,000	1,000	100	100	100
2012	1,000	1,000	100	100	100
2013	1,000	1,000	100	100	100
2014	1,000	1,000	100	100	100
2015	1,000	1,000	100	100	100
2016	1,000	1,000	100	100	100
2017	1,000	1,000	100	100	100
2018	1,000	1,000	100	100	100
2019	1,000	1,000	100	100	100
2020	1,000	1,000	100	100	100
2021	1,000	1,000	100	100	100
2022	1,000	1,000	100	100	100
2023	1,000	1,000	100	100	100
2024	1,000	1,000	100	100	100
2025	1,000	1,000	100	100	100
2026	1,000	1,000	100	100	100
2027	1,000	1,000	100	100	100
2028	1,000	1,000	100	100	100
2029	1,000	1,000	100	100	100
2030	1,000	1,000	100	100	100

Championnats du Monde 1991 à Indianapolis

Gymnastique féminine : classement individuel des 36 meilleures gymnastes (concours 2)

							
01	Zmeskal Kim	USA	9.962	9.937	9.962	9.987	39.848
02	Boguinskala Svetlana	URS	9.962	9.912	9.912	9.950	39.736
03	Bontas Cristina	ROM	9.887	9.912	9.975	9.937	39.711
04	Okino Elizabeth	USA	9.937	9.900	9.912	9.912	39.661
05	Gutsu Tatiana	URS	9.875	9.937	9.912	9.912	39.636
06	Miller Shannon	USA	9.912	9.950	9.862	9.862	39.586
07	Milosovici Lavinia	ROM	9.937	9.900	9.700	9.937	39.474
08	Pasca Mirela	ROM	9.887	9.925	9.887	9.637	39.336
09	Li Li	CHN	9.712	9.912	9.862	9.750	39.236
10	Shi Liying	CHN	9.675	9.900	9.862	9.750	39.187
11	Hristova Maja	BUL	9.737	9.812	9.775	9.862	39.186
12	Kosuge Mari	JPN	9.775	9.787	9.800	9.812	39.174
13	Lisenko Tatiana	URS	9.875	9.937	9.412	9.937	39.161
14	Li Yifang	CHN	9.737	9.900	9.662	9.850	39.149
15	Martinez Silvia	ESP	9.875	9.837	9.687	9.725	39.124
16	Mitova Silvia	BUL	9.812	9.850	9.562	9.887	39.111
17	Umeh Stella	CAN	9.812	9.712	9.737	9.750	39.011
18	Kim Gwang Suk	PRK	9.637	9.962	9.650	9.737	38.986
19	Hughes Joanna	AUS	9.737	9.862	9.587	9.737	38.923
20	Boucher Karine	FRA	9.700	9.725	9.712	9.737	38.874






QUESTION

- 1. Which of the following is not a characteristic of a good research question?
- 2. Which of the following is not a characteristic of a good research question?
- 3. Which of the following is not a characteristic of a good research question?
- 4. Which of the following is not a characteristic of a good research question?
- 5. Which of the following is not a characteristic of a good research question?
- 6. Which of the following is not a characteristic of a good research question?
- 7. Which of the following is not a characteristic of a good research question?
- 8. Which of the following is not a characteristic of a good research question?
- 9. Which of the following is not a characteristic of a good research question?
- 10. Which of the following is not a characteristic of a good research question?

11. Which of the following is not a characteristic of a good research question?

Championnats du Monde 1991 à Indianapolis

Gymnastique féminine : classement individuel des 36 meilleures gymnastes (concours 2)

							
21	Allen Monique	AUS	9.662	9.850	9.687	9.662	38.861
22	Li Chun Mi	PRK	9.712	9.887	9.725	9.512	38.836
23	Choe Gyong Hui	PRK	9.662	9.875	9.537	9.687	38.761
24	Park Ji Sook	KOR	9.650	9.587	9.712	9.800	38.749
25	De Tena Mirian	ESP	9.725	9.825	9.775	9.412	38.737
26	Stark Kathleen	GER	9.662	9.612	9.650	9.625	38.549
27	Becks Elvira	HOL	9.737	9.625	9.212	9.737	38.311
28	Ivanova Svetla	BUL	9.762	8.987	9.700	9.825	38.274
29	Shadbolt Kylie	AUS	9.650	9.725	9.112	9.775	38.262
30	Poloková Iveta	TCH	9.600	9.700	9.725	9.162	38.187
31	Onodi Henrietta	HUN	9.912	8.875	9.337	9.950	38.074
32	Potempa Annette	GER	9.625	9.762	9.025	9.550	37.962
33	Bartova Daniela	TCH	9.137	9.637	9.387	9.637	37.798
34	Rueda Eva Maria	ESP	9.862	9.062	9.237	9.325	37.486
35	Machado Virginie	FRA	9.362	9.250	9.587	9.175	37.374
36	Volpi Giulia	ITA	9.475	9.700	9.125	8.412	36.712

**THE STATE OF TEXAS,
COUNTY OF _____**

I, _____, County Clerk of said County, do hereby certify that the within and foregoing is a true and correct copy of the _____ of _____, as the same appears from the records of said County.

In testimony whereof, I have hereunto set my hand and the seal of said County, at _____, Texas, this _____ day of _____, 19____.

 County Clerk

Championnats du Monde 1991 à Indianapolis

Gymnastique féminine : Finales individuelles par engin

Saut de cheval

01	Milosovici Lavinia	ROM	9.949
02	Onodi Henrietta	HUN	9.918
	Tchusovitina Oksana	URS	9.918
04	Bontas Cristina	ROM	9.881
05	Boguinskaia Svetlana	URS	9.850
06	Miller Shannon	USA	9.812
07	Zmeskal Kim	USA	9.700
08	Li Yan	CHN	9.625

Barres asymétriques

01	Kim Gwang Suk	PRK	10.000
02	Gutsu Tatiana	URS	9.950
	Miller Shannon	USA	9.950
04	Pasca Mirela	ROM	9.937
	Onodi Henrietta	HUN	9.937
06	Li Li	CHN	9.925
07	Bontas Cristina	ROM	9.862
08	Lisenko Tatiana	URS	8.200

Poutre

01	Boguinskaia Svetlana	URS	9.962
02	Gutsu Tatiana	URS	9.950
03	Okino Elizabeth	USA	9.900
	Milosovici Lavinia	ROM	9.900
05	Yang Bo	CHN	9.887
06	Miller Shannon	USA	9.862
07	Onodi Henrietta	HUN	9.600
08	Bontas Cristina	ROM	9.412






Sol

01	Bontas Cristina	ROM	9.962
	Tchusovitina Oksana	URS	9.962
03	Zmeskal Kim	USA	9.950
04	Milosovici Lavinia	ROM	9.925
	Miller Shannon	USA	9.925
06	Mitova Silvia	BUL	9.887
07	Boguinskaia Svetlana	URS	9.862
08	Onodi Henrietta	HUN	9.387

Championnats du Monde 1991 à Indianapolis

Gymnastique féminine : classement par équipes






Première ligne : notes exercices imposés / Deuxième ligne : notes exercices à volonté

						
01 URS	49.187 49.687	49.462 49.774	49.211 49.612	49.511 49.611	197.371 198.684	396.055
02 USA	49.987 49.711	48.874 49.324	49.174 49.524	49.173 49.349	196.208 197.908	394.116
03 ROM	48.724 49.562	49.161 49.436	48.461 49.524	49.449 49.524	195.795 198.046	393.841
04 CHN	48.886 48.699	48.899 49.212	48.724 49.499	48.761 47.962	195.270 195.372	390.642
05 BUL	48.649 48.648	47.787 48.587	47.586 48.149	48.674 48.799	192.696 194.183	386.879
06 AUS	48.174 47.786	48.486 48.399	47.299 48.262	48.187 48.686	192.146 193.133	385.279
07 ESP	48.274 47.848	47.736 48.736	47.486 48.511	48.648 47.574	192.144 192.669	384.813
08 HUN	47.886 48.449	47.624 47.948	46.810 47.887	48.174 48.610	190.494 192.894	383.388
09 PRK	47.212 47.836	46.598 48.924	48.086 47.362	48.260 48.161	190.156 192.283	382.439
10 GER	48.150 48.161	47.574 47.460	47.424 46.424	48.037 47.724	191.185 189.769	380.954
11 FRA	47.861 47.611	47.624 48.436	46.374 47.799	47.785 47.349	189.644 191.195	380.839
12 CAN	47.973 47.199	47.774 48.124	45.786 46.962	47.873 48.111	189.406 190.396	379.802

Championnats du Monde 1991 à Indianapolis

Gymnastique féminine : classement par équipes

Première ligne : notes exercices imposés / Deuxième ligne : notes exercices à volonté

						
13 JPN	48.300 47.212	46.424 48.299	45.612 48.399	47.523 47.799	187.859 191.709	379.568
14 TCH	47.761 47.423	46.511 46.823	46.348 47.023	48.186 48.374	188.806 189.643	378.449
15 ITA	47.674 47.636	46.161 46.811	46.074 47.236	48.324 48.312	188.233 189.995	378.228
16 KOR	47.911 47.873	47.735 47.436	46.924 43.561	47.674 48.261	190.244 187.131	377.375
17 GBR	47.886 47.325	45.011 46.624	45.673 46.574	47.611 48.261	186.181 188.784	374.965
18 ARG	46.337 46.836	46.799 46.324	45.023 46.699	46.599 45.736	184.758 185.595	370.353
19 HOL	46.661 46.925	45.424 45.724	45.448 45.762	46.811 46.861	184.344 185.272	369.616
20 ISR	47.036 46.923	45.249 44.786	45.462 45.749	46.974 46.487	184.721 183.945	368.666
21 SUI	46.712 47.298	45.011 46.423	44.524 45.311	46.800 46.399	183.047 185.431	368.478
22 MEX	46.987 46.674	45.523 45.961	44.712 44.798	46.861 46.386	184.083 183.819	367.902
23 GRE	47.537 47.000	42.774 45.036	44.611 46.823	46.923 46.911	181.845 185.770	367.615
24 BEL	46.923 45.987	42.948 45.886	43.036 44.837	45.573 46.074	178.480 182.784	361.264






References

- Chen, Y. and Wang, Y. (2015) 'The impact of the 2008 financial crisis on the relationship between the real economy and the stock market in China', *Journal of Business Finance & Accounting*, 42(1-2), 1-20.
- Chen, Y. and Wang, Y. (2016) 'The impact of the 2008 financial crisis on the relationship between the real economy and the stock market in China', *Journal of Business Finance & Accounting*, 42(1-2), 1-20.
- Chen, Y. and Wang, Y. (2017) 'The impact of the 2008 financial crisis on the relationship between the real economy and the stock market in China', *Journal of Business Finance & Accounting*, 42(1-2), 1-20.
- Chen, Y. and Wang, Y. (2018) 'The impact of the 2008 financial crisis on the relationship between the real economy and the stock market in China', *Journal of Business Finance & Accounting*, 42(1-2), 1-20.
- Chen, Y. and Wang, Y. (2019) 'The impact of the 2008 financial crisis on the relationship between the real economy and the stock market in China', *Journal of Business Finance & Accounting*, 42(1-2), 1-20.

Championnats du Monde 1991 à Indianapolis

Gymnastique féminine : classement par équipes

Première ligne : notes exercices imposés / Deuxième ligne : notes exercices à volonté

						
25 NOR	46.786 46.411	43.298 45.499	42.387 45.024	44.599 46.611	177.070 183.545	360.615
26 SWE	47.174 45.999	42.987 45.100	40.874 45.674	44.049 46.136	175.084 182.909	357.993
27 FIN	46.749 45.773	41.899 43.961	43.436 43.549	44.849 46.736	176.933 180.019	356.952
28 BRA	46.761 36.761	45.661 35.749	44.848 36.811	46.224 36.774	183.494 146.095	329.589

100
100
100

Detailed description of the data					
Table 1: Summary of the data					
Year	Q1	Q2	Q3	Q4	Total
2010	100	100	100	100	400
2011	100	100	100	100	400
2012	100	100	100	100	400