







Hommes

Men

Compétition II: Concours individuel multiple
Competition II: All around individual competition

Time: 18:40
Date: 01-11-2001
Page: 1

CLASSEMENT APRES LA SUBDIVISION 2
RESULTS AFTER AFTER SUBDIVISION 2

Rang	Num	Nom Prénom	Féd							TOTAL
Rank	Num	Name Firstname	Fed							
1.	585	FENG Jing	CHN	9.287	9.425	9.125	9.300	9.612	9.462	56.211
2.	547	IVANKOV Ivan	BLR	9.000	8.825	9.612	9.400	9.687	9.600	56.124
3.	565	JOVTCHEV Jordan	BUL	9.687	8.837	9.787	9.337	9.150	9.287	56.085
4.	776	POTRA Dan	ROM	9.412	9.550	9.575	9.325	9.112	8.925	55.899
5.	593	LOPEZ Eric	CUB	8.562	9.087	9.687	9.462	9.687	9.237	55.722
6.	703	YERIMBETOV Yernar	KAZ	8.937	9.200	9.125	9.587	9.387	9.350	55.586
7.	859	HAMM Paul	USA	9.425	9.312	9.362	9.337	9.112	8.787	55.335
8.	853	TOWSEND Sean	USA	9.687	8.862	9.437	9.387	9.650	8.250	55.273
9.	777	DRAGULESCU Marian	ROM	9.637	9.550	9.175	9.762	7.775	9.325	55.224
10.	848	ZOZULIA Roman	UKR	9.312	8.725	9.350	8.950	9.187	9.425	54.949
11.	775	SUCIU Ioan Silviu	ROM	9.425	9.650	8.787	9.637	8.500	8.625	54.624
12.	684	GOFMAN Pavel	ISR	8.975	9.150	9.062	9.150	8.950	9.150	54.437
13.	714	YANG Tae-Young	KOR	8.487	8.787	9.287	9.562	8.862	9.287	54.272
14.	642	MOUNARD Johan	FRA	9.025	9.287	8.637	9.187	9.112	8.975	54.223
15.	851	MYKAYLICHENKO Andrei	UKR	9.025	9.300	8.575	9.462	9.075	8.525	53.962
16.	662	ZAPF Stephan	GER	9.025	9.025	9.237	9.150	8.637	8.712	53.786
17.	687	CASSINA Igor	ITA	8.537	8.725	8.762	9.237	8.562	9.437	53.260
18.	791	BONDARENKO Alexei	RUS	9.675	8.312	9.150	9.212	8.237	8.637	53.223
19.	661	KWIATKOWSKI Sven	GER	8.412	9.312	8.375	9.162	8.825	9.075	53.161
20.	815	DAEPPEN Dominik	SUI	8.800	8.387	8.975	9.062	8.937	8.975	53.136
21.	596	LEON TAMAYO Charles	CUB	9.262	7.512	9.562	9.550	9.337	7.675	52.898
22.	577	GOLDING Grant	CAN	8.687	8.950	8.987	9.162	9.025	7.925	52.736
23.	582	LIU Jinyu	CHN	8.812	7.587	8.925	9.437	8.912	9.012	52.685
24.	645	MAREE Florent	FRA	9.200	8.500	8.475	8.925	7.987	9.537	52.624
25.	625	CANO Victor	ESP	8.800	9.050	9.200	9.250	8.150	8.150	52.600
26.	813	SCHWEIZER Roman	SUI	8.237	8.262	8.800	9.475	8.800	9.000	52.574
27.	594	DRIGG Abel	CUB	8.487	8.837	8.900	9.425	9.012	7.800	52.461
28.	854	MCCAIN Stephen	USA	8.975	7.187	9.100	9.400	8.912	8.712	52.286
29.	693	MORANDI Matteo	ITA	8.850	8.525	9.625	8.950	7.625	8.625	52.200
30.	731	REVELINSH Erik	LAT	8.500	8.387	8.825	8.837	8.237	9.187	51.973
31.	816	SCHAERER Christoph	SUI	8.225	8.800	8.487	9.025	8.250	9.000	51.787

Hommes

Men

Compétition III: Finales par engins

Compétition III: Apparatus finals


Time: 16:26

Date: 03-11-2001

Page: 1

XX.XXX = Note Modified

NOTES DES JUGES
INDIVIDUAL JUDGES SCORES



Rang	Num	Nom	Prénom	Féd	SV	J1	J2	J3	J4	J5	J6	Pen.	
Rank	Num	Name	Firstname	Fed	SV	POR	CYP	POL	ISR	BRA	GRE		
1.	565	JOVTCHEV	Jordan	BUL	10	9.60	9.65	9.80	9.65	9.65	9.65	0.1	9.550
1.	777	DRAGULESCU	Marian	ROM	10	9.55	9.70	9.45	9.50	9.50	9.65		9.550
3.	727	VIHROVS	Igors	LAT	10	9.55	9.65	9.65	9.60	9.60	9.70	0.2	9.425
4.	854	MCCAIN	Stephen	USA	9.80	9.30	9.35	9.40	9.30	9.30	9.10		9.312
5.	729	SAPRONENKO	Evgeny	LAT	9.90	8.90	9.00	9.00	9.20	9.20	9.05	0.1	8.962
6.	791	BONDARENKO	Alexei	RUS	10	8.90	9.10	9.20	8.90	9.00	9.15	0.1	8.937
7.	703	YERIMBETOV	Yernar	KAZ	9.90	8.60	8.90	8.70	8.75	8.90	9.00	0.1	8.712
8.	846	BERESH	Olexander	UKR	9.40	8.00	8.10	8.00	7.90	7.70	7.95	0.1	7.862

Hommes

Men

Compétition III: Finales par engins

Competition III: Apparatus finals

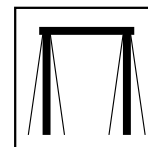
Time: 17:18

Date: 04-11-2001

Page: 1

XX.XXX = Note Modified

NOTES DES JUGES
INDIVIDUAL JUDGES SCORES



Rang	Num	Nom	Prénom	Féd	SV	J1	J2	J3	J4	J5	J6	Pen.
Rank	Num	Name	Firstname	Fed	SV	LTU	AUT	CUB	SLO	KAZ	ISL	
1.	670	MARAS	Vlasios	GRE	10	9.80	9.70	9.75	9.80	9.70	9.65	9.737
2.	846	BERESH	Olexander	UKR	10	9.70	9.75	9.75	9.75	9.70	9.60	9.725
2.	528	RIZZO	Philippe	AUS	10	9.70	9.75	9.70	9.75	9.80	9.65	9.725
4.	687	CASSINA	Igor	ITA	10	9.55	9.55	9.75	9.60	9.50	9.45	9.550
5.	849	LIPSKI	Andrei	UKR	10	9.45	9.55	9.60	9.50	9.60	9.40	9.525
6.	816	SCHAERER	Christoph	SUI	9.60	8.80	8.85	8.80	8.85	8.80	8.70	8.812
7.	630	MONKKONEN	Jari	FIN	9.50	8.50	8.75	8.80	8.85	8.80	8.60	8.737
8.	547	IVANKOV	Ivan	BLR	8.70	7.30	7.30	7.30	7.30	7.40	7.30	7.300

Hommes

Men

Compétition I: Qualifications

Competition I: Qualification







Time: 16:26

Date: 29-10-2001

Page: 1

CLASSEMENT FINAL

FINAL RESULTS

Rang	Num	Nom	Prénom	Féd							TOTAL
Rank	Num	Name	Firstname	Fed							
1.	547	IVANKOV	Ivan	BLR	8.887	9.412	9.587	9.350	9.725	9.525	56.486
2.	593	LOPEZ	Eric	CUB	9.037	9.000	9.475	9.525	9.675	9.162	55.874
3.	853	TOWSEND	Sean	USA	9.325	8.600	9.287	9.350	9.787	9.225	55.574
4.	859	HAMM	Paul	USA	9.425	9.287	9.300	9.362	9.312	8.875	55.561
5.	714	YANG	Tae-Young	KOR	9.387	9.337	9.275	9.100	9.300	9.162	55.561
6.	565	JOVTCHEV	Jordan	BUL	9.525	8.762	9.675	9.300	9.087	8.950	55.299
7.	712	KIM	Dong-Hwa	KOR	9.062	8.612	9.562	9.362	9.137	9.550	55.285
8.	791	BONDARENKO	Alexei	RUS	9.500	8.337	9.200	9.725	8.975	9.337	55.074
9.	585	FENG	Jing	CHN	9.212	9.550	9.100	9.212	9.637	8.350	55.061
10.	854	MCCAIN	Stephen	USA	9.437	9.037	8.900	9.425	9.250	8.900	54.949
11.	777	DRAGULESCU	Marian	ROM	9.662	8.462	9.025	9.712	8.937	8.775	54.573
12.	684	GOFMAN	Pavel	ISR	8.962	9.287	8.837	9.050	9.037	9.062	54.235
13.	729	SAPRONENKO	Evgeny	LAT	9.575	9.225	8.687	9.762	8.575	8.175	53.999
14.	776	POTRA	Dan	ROM	8.900	9.362	9.462	9.387	8.637	8.250	53.998
15.	594	DRIGG	Abel	CUB	8.925	8.700	9.200	9.125	9.125	8.875	53.950
16.	703	YERIMBETOV	Yernar	KAZ	9.562	8.325	8.725	9.562	9.487	8.275	53.936
17.	625	CANO	Victor	ESP	9.250	9.087	9.037	9.325	8.637	8.575	53.911
18.	645	MAREE	Florent	FRA	8.725	8.175	8.862	9.250	9.475	9.375	53.862
19.	642	MOUNARD	Johan	FRA	8.912	9.362	8.450	9.250	9.350	8.537	53.861
20.	596	LEON TAMAYO	Charles	CUB	8.862	8.450	9.425	9.687	9.162	8.250	53.836
21.	857	BHAVSAR	Raj	USA	8.487	8.875	9.050	9.200	9.237	8.987	53.836
22.	552	KRUZHLYAU	Alexander	BLR	8.762	9.462	8.412	9.300	8.787	9.112	53.835
23.	851	MYKAYLICHENKO	Andrei	UKR	9.100	9.037	8.025	9.412	9.175	9.012	53.761
24.	848	ZOZULIA	Roman	UKR	8.487	8.750	9.262	9.500	9.262	8.350	53.611
25.	687	CASSINA	Igor	ITA	8.450	9.137	8.575	9.012	8.787	9.587	53.548
26.	582	LIU	Jinyu	CHN	8.937	9.300	8.925	9.362	8.900	8.025	53.449
27.	577	GOLDING	Grant	CAN	8.912	8.887	8.900	9.287	9.137	8.325	53.448
28.	775	SUCIU Ioan	Silviu	ROM	9.200	9.625	8.587	9.512	8.725	7.625	53.274
29.	813	SCHWEIZER	Roman	SUI	8.737	8.650	8.762	9.362	8.837	8.825	53.173
30.	815	DAEPPEN	Dominik	SUI	8.562	9.162	8.725	9.500	9.162	8.050	53.161
31.	661	KWIATKOWSKI	Sven	GER	9.050	9.337	8.162	9.375	8.937	8.300	53.161
32.	693	MORANDI	Matteo	ITA	8.750	8.537	9.487	9.387	8.437	8.550	53.148
33.	731	REVELINSH	Erik	LAT	8.350	9.187	8.912	9.437	8.462	8.675	53.023
34.	662	ZAPF	Stephan	GER	8.312	8.937	9.112	9.375	8.787	8.487	53.010
35.	816	SCHAERER	Christoph	SUI	8.762	8.700	8.475	8.925	8.512	9.525	52.899
36.	692	POZZO	Enrico	ITA	9.362	9.025	8.000	9.012	8.637	8.850	52.886
37.	643	CUCHERAT	Yann	FRA	8.912	8.962	8.275	9.337	8.550	8.850	52.886
38.	529	ISTRIA	Damian	AUS	9.200	7.400	9.087	9.262	8.650	9.287	52.886
39.	774	ORZATA	Rares Iulian	ROM	8.900	9.237	8.425	9.412	8.087	8.800	52.861
40.	790	TIKHONOVSKI	Yuri	RUS	8.887	9.325	8.375	8.900	9.000	8.350	52.837

Hommes

Men

Compétition I: Qualifications

Competition I: Qualification







Time: 16:26

Date: 29-10-2001

Page: 2

CLASSEMENT FINAL

FINAL RESULTS

Rang	Num	Nom	Prénom	Féd							TOTAL
Rank	Num	Name	Firstname	Fed							
41.	575	KIKUCHI	David	CAN	8.925	8.150	9.425	9.025	8.825	8.462	52.812
42.	670	MARAS	Vlasios	GRE	8.625	8.287	8.037	9.412	8.887	9.525	52.773
43.	789	KRYLOV	Evgueni	RUS	8.650	8.725	9.400	9.362	8.212	8.400	52.749
44.	663	ANDERGASSEN	Thomas	GER	8.725	8.837	8.762	9.462	9.162	7.800	52.748
45.	528	RIZZO	Philippe	AUS	8.112	8.650	8.400	8.787	9.150	9.487	52.586
46.	574	JELKOV	Alexander	CAN	9.412	8.737	8.200	9.187	8.112	8.925	52.573
47.	580	LI	Rongjie	CHN	9.425	9.412	8.375	9.462	8.362	7.475	52.511
48.	588	GIRALDO	Jorge	COL	9.087	8.225	8.212	9.275	9.350	8.300	52.449
49.	732	GORBUNOV	Ivan	LAT	9.400	9.162	8.512	9.212	8.237	7.900	52.423
50.	633	TANSKANEN	Jani	FIN	8.700	8.450	8.237	8.975	8.412	9.587	52.361
51.	770	CAMPOS	Manuel	POR	8.875	8.150	8.575	9.062	8.775	8.750	52.187
52.	573	IKEDA	Richard	CAN	8.475	8.912	8.775	8.775	9.062	8.075	52.074
53.	647	JACKSON	Kanukai	GBR	8.600	8.650	8.837	9.350	8.512	7.750	51.699
54.	767	BEZUGO	Filipe	POR	8.900	7.962	8.325	9.137	8.837	8.525	51.686
55.	581	DENG	Weiwei	CHN	8.662	8.450	7.050	9.350	8.875	9.262	51.649
56.	708	GORBACHEV	Stepan	KAZ	9.337	8.125	7.737	8.975	9.100	8.350	51.624
57.	676	GAL	Robert	HUN	8.837	8.700	8.575	9.437	8.625	7.400	51.574
58.	561	CONCEICAO	Michel	BRA	8.850	7.350	9.062	9.387	8.875	8.050	51.574
59.	744	LOPEZ	Francisco	MEX	8.825	8.112	8.200	8.950	9.162	8.300	51.549
60.	678	FEKETE	Levente	HUN	8.512	8.300	9.025	8.475	8.575	8.475	51.362
61.	652	EATON	David	GBR	8.650	9.150	7.825	8.950	8.687	7.925	51.187
62.	543	COUCKUYT	Gunther	BEL	8.962	8.900	7.962	8.912	8.412	7.925	51.073
63.	650	COLLIE	Barry	GBR	8.500	8.225	7.437	9.175	8.500	9.150	50.987
64.	823	BENKO	Alexander	SVK	8.775	8.650	8.400	8.887	8.537	7.725	50.974
65.	608	KONECNY	Martin	CZE	8.625	8.225	7.650	9.225	8.537	8.675	50.937
66.	664	JUCKEL	Robert	GER	8.287	8.412	8.400	9.262	8.725	7.450	50.536
67.	764	KULESZA	Roman	POL	8.587	8.312	7.675	9.037	8.275	8.650	50.536
68.	634	KOIVUNEN	Riku	FIN	8.687	8.375	8.250	8.625	8.387	8.175	50.499
69.	795	PULJIC	Blaz	SLO	8.400	8.362	7.962	8.787	8.437	8.537	50.485
70.	531	ZIMMERMANN	Thomas	AUT	8.125	8.700	8.275	9.025	8.587	7.750	50.462
71.	827	PETTERSSON	Anders	SWE	8.812	7.987	8.150	9.150	8.112	8.250	50.461
72.	754	BENNENK	Ivo	NED	8.775	8.300	8.025	8.975	8.312	7.975	50.362
73.	862	VALEEV	Ildar	UZB	8.387	8.300	7.575	9.300	8.700	8.000	50.262
74.	866	BRICENO	Carycel	VEN	8.375	8.875	7.775	8.925	8.187	7.975	50.112
75.	820	NECZLI	Andrei	SVK	8.787	8.237	8.725	8.837	7.587	7.875	50.048
76.	521	STEPANYAN	Vahag	ARM	8.700	8.775	7.450	8.850	8.425	7.825	50.025
77.	832	CHENG	Feng Yi	TPE	8.600	8.200	7.825	8.850	8.450	8.100	50.025
78.	637	AALTO	Sami	FIN	8.100	8.375	8.200	8.912	8.237	8.200	50.024
79.	798	MARENTIC	Daniel	SLO	7.950	8.437	8.062	8.425	7.900	9.100	49.874
80.	746	GARCIA	Julio	MEX	8.350	7.887	7.650	9.250	8.162	8.550	49.849

Hommes

Men

Compétition I: Qualifications

Competition I: Qualification







Time: 16:26

Date: 29-10-2001

Page: 3

CLASSEMENT FINAL

FINAL RESULTS

Rang	Num	Nom	Prénom	Féd							TOTAL
Rank	Num	Name	Firstname	Fed							
81.	518	AVETISYAN	Artyom	ARM	8.725	8.250	7.825	8.900	8.575	7.525	49.800
82.	867	CARMONA	Regulo	VEN	7.712	7.750	9.425	8.900	7.875	8.075	49.737
83.	758	JANSEN	Espen	NOR	8.450	7.475	8.325	8.675	8.300	8.425	49.650
84.	737	PALGEN	Sascha	LUX	8.212	8.475	8.037	9.100	8.300	7.500	49.624
85.	781	LAUBSCHER	Dewald	RSA	8.062	8.537	7.975	9.000	8.112	7.825	49.511
86.	748	ALEMAN	Manuel	MEX	8.300	8.125	7.925	9.250	8.225	7.675	49.500
87.	685	KHAMUDIS	Alexander	ISR	8.525	8.200	8.062	8.775	7.962	7.975	49.499
88.	560	RODRIGUES	Mishia	BRA	8.412	7.175	7.850	8.900	8.562	8.575	49.474
89.	525	LOONEY	Adrian	AUS	8.212	8.637	6.975	8.600	8.762	8.200	49.386
90.	563	NOGUEIRA	Danilo	BRA	8.225	7.350	8.150	8.800	8.500	8.350	49.375
91.	501	FERDJANI SIDALI	Walid	ALG	8.050	8.650	7.125	8.750	8.875	7.850	49.300
92.	541	DANERO	Mathieu	BEL	8.325	7.800	7.775	8.862	8.337	8.125	49.224
93.	614	AUNVIG	Daniel	DEN	8.687	7.475	7.975	9.150	8.362	7.500	49.149
94.	618	ABDELRAOUF	Ali	EGY	8.362	6.325	9.187	8.850	8.375	7.975	49.074
95.	606	VLK	Martin	CZE	8.737	7.775	7.725	8.925	8.112	7.675	48.949
96.	626	COFINO	Saul	ESP	7.725	8.775	7.600	8.500	8.062	8.225	48.887
97.	612	LODAHL	Tue	DEN	8.187	7.100	7.900	9.612	7.850	8.175	48.824
98.	704	SUGRALUYEV	Ruslan	KAZ	8.550	7.750	7.825	8.825	7.750	8.100	48.800
99.	755	ZONDERLAND	Herre	NED	8.312	7.225	7.825	8.800	8.237	8.337	48.736
100.	605	REXA	Daniel	CZE	8.125	8.912	6.950	8.650	7.775	8.150	48.562
101.	824	PIASECKY	Samuel	SVK	9.012	8.412	6.450	8.525	8.000	8.150	48.549
102.	617	ELDERINY	Walid	EGY	8.212	6.400	9.537	8.250	8.612	7.475	48.486
103.	735	GAVEIKA	Linus	LTU	8.000	8.450	7.500	8.725	7.625	8.175	48.475
104.	763	LOMINSKI	Marcin	POL	8.462	6.375	8.650	8.850	8.037	8.100	48.474
105.	745	SALAZAR	Manuel	MEX	8.262	7.900	8.187	8.900	8.462	6.725	48.436
106.	672	LYMPANOVNOS	Christos	GRE	8.100	8.500	7.775	8.650	8.587	6.700	48.312
107.	544	FRERE	Pierre Dominique	BEL	8.350	7.512	8.012	8.500	8.187	7.725	48.286
108.	822	PETROVIC	Jan	SVK	8.687	6.475	8.550	8.650	8.337	7.575	48.274
109.	742	NG	Shu Wai	MAS	8.475	7.675	6.250	8.200	8.625	9.000	48.225
110.	671	BARMPAKIS	Konstandinos	GRE	7.950	7.800	7.250	9.350	7.775	8.025	48.150
111.	826	HJORTH	Michael	SWE	7.825	8.150	7.825	8.950	8.287	7.050	48.087
112.	542	PAUQUET	Arnaud	BEL	8.212	7.975	7.500	8.675	7.975	7.725	48.062
113.	534	MAYR	Marco	AUT	7.700	7.350	7.950	8.800	8.262	7.825	47.887
114.	864	FOKIN	Anton	UZB	7.112	8.150	8.100	8.725	8.150	7.575	47.812
115.	828	BOSTROEM	Jimmy	SWE	8.887	7.887	7.200	7.700	8.062	8.075	47.811
116.	532	BALDAUF	Marco	AUT	8.050	8.200	8.050	6.800	8.362	8.175	47.637
117.	785	WITBOOT	Julian	RSA	8.450	7.025	7.000	9.425	8.287	7.425	47.612
118.	840	BULUT	Ibrahim	TUR	8.462	7.250	7.625	9.025	8.175	6.925	47.462
119.	782	CROFT JONES	Rhyn	RSA	7.750	8.350	6.450	8.425	8.162	8.275	47.412
120.	783	BOTHA	Adam	RSA	7.250	8.000	7.550	8.525	8.525	7.525	47.375

Hommes

Men

Compétition I: Qualifications

Competition I: Qualification







Time: 16:26

Date: 29-10-2001

Page: 4

CLASSEMENT FINAL

FINAL RESULTS

Rang	Num	Nom	Prénom	Féd							TOTAL
Rank	Num	Name	Firstname	Fed							
121.	519	ZAKARYAN	Arthur	ARM	7.850	6.800	7.700	8.625	8.175	8.100	47.250
122.	835	HUANG	Che Kuei	TPE	8.000	9.287	6.875	7.525	8.475	7.050	47.212
123.	753	HARDON	Jeroen	NED	7.812	7.587	6.850	9.250	8.187	7.400	47.086
124.	831	LAI	Kuo Cheng	TPE	8.725	5.400	8.712	8.812	8.062	7.350	47.061
125.	759	JOERGENSEN	Arve	NOR	8.487	7.500	7.350	8.500	7.550	7.575	46.962
126.	843	AKDOGAN	Hakan	TUR	8.087	6.925	7.925	8.400	8.162	7.450	46.949
127.	875	PANDEY	Vikas	IND	8.200	8.350	6.425	8.750	8.400	6.775	46.900
128.	784	ADAMS	Lindsay	RSA	8.025	7.250	5.950	9.175	8.362	8.025	46.787
129.	741	OOI	Wei Siang	MAS	8.025	8.325	6.250	8.525	7.650	7.775	46.550
130.	842	COSKUN	Haluk	TUR	8.400	6.025	7.875	8.800	8.237	7.200	46.537
131.	616	KARIM	Abdelrahman	EGY	7.762	7.900	7.425	8.700	7.725	6.700	46.212
132.	550	KASPIAROVICH	Dimitri	BLR	9.250		9.150	9.450	9.275	9.062	46.187
133.	549	SINKEVICH	Alexei	BLR	8.987	9.312	8.187	9.312	9.700		45.498
134.	873	SRIVASTAVA	Mayank	IND	8.162	6.825	7.150	9.050	7.025	7.275	45.487
135.	538	DE FRIETAS	Shane	BAR	7.600	5.475	8.137	8.975	7.800	7.425	45.412
136.	640	TAYAC	Sebastien	FRA	8.962	9.412	9.262	8.925		8.675	45.236
137.	583	ZHANG	Shangwu	CHN	8.975		9.050	9.312	9.675	8.150	45.162
138.	811	ANDRES	Felipe	SUI	8.925	9.225	9.050	9.200	8.712		45.112
139.	554	SAVENKOV	Dzianis	BLR	9.050	9.400		9.200	8.300	9.137	45.087
140.	622	BARRENECHEA	Alejandro	ESP	9.375		9.075	9.037	9.125	8.450	45.062
141.	793	GREBENKOV	Georgi	RUS	9.137	8.837	8.650	9.250		8.725	44.599
142.	834	TSAI	Jui Chun	TPE	7.425	8.000	5.575	8.550	7.375	7.625	44.550
143.	760	SOLEM	Kristian	NOR	7.475	4.450	7.900	8.425	8.212	7.650	44.112
144.	876	YADAV	Mohit	IND	8.075	6.375	7.150	7.650	8.062	6.575	43.887
145.	655	TVAURI	Alexander	GEO	8.562		9.337	8.900	8.437	8.350	43.586
146.	847	VIALTSEV	Sergei	UKR		8.900	9.400	8.900	7.562	8.787	43.549
147.	690	COPPOLINO	Andrea	ITA		8.712	9.587	8.700	8.200	8.175	43.374
148.	716	SHIN	Hyung-Ook	KOR	8.575	9.050	8.300		8.775	8.175	42.875
149.	509	PEDERCINI	Eric	ARG	9.312	7.587		9.225	8.437	8.275	42.836
150.	526	BARTLETT	Ian	AUS	8.412		8.125	8.950	7.650	9.300	42.437
151.	752	GEURTS	Peter	NED	9.212		7.687	9.375	8.387	7.775	42.436
152.	624	VIVO	Andreu	ESP		8.475	8.325	8.900	8.700	7.975	42.375
153.	705	SEMENYUK	Alexander	KAZ	7.725	4.600	5.675	8.900	7.712	7.325	41.937
154.	682	KRISTMANSSON	Viktor	ISL	7.912	7.100	6.225	7.950	6.975	5.775	41.937
155.	569	STEFANOV	Radoslav	BUL	9.150	7.637		9.175	8.025	7.875	41.862
156.	675	HETROVICS	Marcell	HUN	8.312	8.350	8.000		8.562	8.237	41.461
157.	568	STOYANOV	Sergei	BUL	7.887	8.000	8.775	0.000	8.237	8.175	41.074
158.	508	MACERONI	Mauricio	ARG	8.200		8.150	8.900	8.025	7.750	41.025
159.	512	BARRIONUEVO	Martin	ARG	8.875	8.237	8.075		8.175	7.525	40.887
160.	768	VIANA	Joao	POR	7.900	7.675	8.175	8.950	8.162		40.862

Hommes

Men

Compétition I: Qualifications

Competition I: Qualification







Time: 16:26

Date: 29-10-2001

Page: 5

CLASSEMENT FINAL

FINAL RESULTS

Rang	Num	Nom	Prénom	Féd							TOTAL
Rank	Num	Name	Firstname	Fed							
161.	514	GOROSITO	Mario	ARG	8.475	7.350	8.000	8.925		8.050	40.800
162.	607	VYORAL	David	CZE	8.975	6.850	7.750	9.225	7.900		40.700
163.	562	CAMARGO	Vitor	BRA	8.750	6.975	7.900	9.075		7.925	40.625
164.	725	ALDUREI	Ahmad Y Khes	KUW	6.725	6.500	6.500	8.500	6.700	5.600	40.525
165.	511	PASSALENTI	Martin	ARG	8.250	6.850	8.212	8.725	8.350		40.387
166.	513	CHIARLO	Lucas	ARG		8.700	7.100	8.812	7.937	7.775	40.324
167.	677	KIRALY	Roland	HUN	7.837	6.075	8.887	9.312		8.200	40.311
168.	535	SWOBODA	Sebastian	AUT	7.650	7.625	8.000	8.600	8.200		40.075
169.	756	VAN ROON	Mark	NED	8.687	7.150	7.950	8.600		7.425	39.812
170.	558	MALEWSCHIK	Charley	BRA	7.987	8.125	8.175		7.850	7.375	39.512
171.	766	MORAIS	Ricardo	POR	8.537	7.675		8.325	6.737	8.062	39.336
172.	801	DIMIC	Alen	SLO	7.600	7.825	6.825		8.075	8.225	38.550
173.	804	KANAYAKE	Smeera	SRI	7.325	5.300	5.725	8.300	6.500	5.075	38.225
174.	846	BERESH	Olexander	UKR	9.475	9.625		9.412		9.562	38.074
175.	806	NADEERA	Eranda	SRI	7.200	4.537	5.250	8.300	7.437	5.275	37.999
176.	858	MCLURE	Brett	USA		9.300		9.300	9.375	9.425	37.400
177.	517	HARUTYUNYAN	Norayr	ARM	7.325	7.175	5.950	8.825	8.000		37.275
178.	613	VILLEKJAER	Jeppe	DEN		5.525	7.825	8.837	7.175	7.875	37.237
179.	805	ASELA	Eranga	SRI	6.625	4.250	4.725	8.425	7.375	5.800	37.200
180.	711	YOU Won-Kil		KOR	9.237		9.500	9.300	8.950		36.987
181.	727	VIHROVS	Igors	LAT	9.500		8.600	9.612		9.162	36.874
182.	710	LEE Jang-Hyung		KOR	8.950	9.462		9.300		9.075	36.787
183.	641	GUILLE	Cedric	FRA	8.962			9.300	9.187	9.125	36.574
184.	787	NEMOV	Alexei	RUS	8.837			9.475	8.825	9.425	36.562
185.	850	MEZENTSEV	Ruslam	UKR	9.150	9.362	8.512	9.400			36.424
186.	689	BUSNARI	Alberto	ITA	8.575	9.500			8.950	9.362	36.387
187.	803	ASANKA	Wiraj	SRI	7.075	4.150	4.175	8.350	7.450	4.875	36.075
188.	656	GIORGADZE	Ilia	GEO		9.162	9.175	8.875	8.587		35.799
189.	674	CSOLLANY	Szilveszter	HUN		8.450	9.625	8.925	8.587		35.587
190.	648	GERRARD	Darren	GBR	9.025		8.175	9.225	8.275		34.700
191.	730	ZBICKIS	Denis	LAT	8.362	9.200		8.925	8.175		34.662
192.	797	PETKOVSEK	Mitja	SLO		8.075	8.275	8.600	9.575		34.525
193.	715	LEE Sun-Sung		KOR		9.337	9.162	0.000	7.437	8.525	34.461
194.	724	ALGHANNAM	Fahad Bra	KUW	7.450	4.600	5.375	7.675	5.150	4.175	34.425
195.	817	SAGER	Roger	SUI	8.887		8.500	9.250		7.750	34.387
196.	649	BREWER	Ross	GBR		9.000	7.800		8.937	8.600	34.337
197.	680	DETROI	Zoltan	HUN	8.775			8.950	8.437	8.050	34.212
198.	566	IVANOV	Christian	BUL			8.075	8.875	8.437	8.775	34.162
199.	567	DIMITROV	Dimitar	BUL	8.787	8.550	8.075	8.737			34.149
200.	668	TSOLAKIDIS	Vasilios	GRE	8.625	8.325			9.612	7.400	33.962







Hommes

Men

Compétition I: Qualifications
Competition I: Qualification

Time: 16:26
Date: 29-10-2001
Page: 6

CLASSEMENT FINAL
FINAL RESULTS

Rang	Num	Nom	Prénom	Féd							TOTAL
Rank	Num	Name	Firstname	Fed							
201.	653	THOONG	Cuong	GBR	8.512	7.575		9.200		8.375	33.662
202.	576	LANG	Scott	CAN	9.225		7.150	9.287		7.875	33.537
203.	620	ABDELKHALEK	Mohamed	EGY	8.300	8.550		8.850	7.450		33.150
204.	769	ALMEIDA	Pedro	POR	8.387		7.912	8.850		8.000	33.149
205.	527	NG	Justin	AUS		8.250	8.100	8.887		7.550	32.787
206.	872	DIXIT	Abhinav	IND	8.450	7.025		8.500	8.175		32.150
207.	771	SANTOS	Marco	POR		7.675	8.050		8.462	7.875	32.062
208.	516	GASPARIAN	Achot	ARM		7.687	7.625		8.487	7.700	31.499
209.	619	HELMI KHALIFA ELSAYED	Nash	EGY			7.950	7.950	8.187	6.175	30.262
210.	536	RAUSCHER	Mario	AUT	8.175	7.650	7.525			6.350	29.700
211.	877	PRASAD	Rajinder	IND	6.825	6.800	0.000	8.175		7.375	29.175 Pen
212.	723	ALMULLA	Saquer	KUW	7.275	6.775	0.000	7.650	7.362	0.000	29.062
213.	740	MISKOB	Shu Wai	MAS		6.325	6.975		7.687	7.750	28.737
214.	773	URZICA	Marius	ROM		9.762			9.587	9.287	28.636
215.	849	LIPSKI	Andrei	UKR	9.175				9.075	9.575	27.825
216.	551	VALYNCHUK	Vitali	BLR		9.200	9.400			9.150	27.750
217.	644	RUFFIER	Francois	FRA		9.487	9.137		8.737		27.361
218.	627	COMBARROS	Oriol	ESP	8.887	9.025		9.275			27.187
219.	600	GIORGALLAS	Herodotos	CYP		7.975	9.575	9.375			26.925
220.	779	SELARIU	Razvan	ROM	9.075		8.850	9.000			26.925
221.	630	MONKKONEN	Jari	FIN		8.475		8.962		9.462	26.899
222.	602	SPIILKA	David	CZE				9.300	8.787	8.487	26.574
223.	523	KRAVTSOV	Andrei	AUS	8.900	8.200			9.312		26.412
224.	660	TSCHERNITSCHKEK	Rene	GER	8.375			9.450		8.475	26.300
225.	762	BLANIK	Leszek	POL	8.125		8.412	9.687			26.224
226.	792	KRUKOV	Nikolai	RUS		9.675	8.500		7.900		26.075
227.	812	FUCHS	Martin	SUI		9.012			8.462	8.600	26.074
228.	691	ANGIOLETTI	Matteo	ITA	7.675		9.450	8.862			25.987
229.	830	LIU Yu-Tsung		TPE		9.075			8.362	8.350	25.787
230.	615	CHRISTENSEN	Thomas	DEN	9.025			8.787		7.900	25.712
231.	733	CHARKO	Viktors	LAT			8.275		8.612	8.787	25.674
232.	819	KRISTOF	Peter	SVK		8.350	8.675		8.525		25.550
233.	658	BERTCZES	Chistian	GER		8.275	8.675		8.575		25.525
234.	631	HARJU	Jarkko	FIN		8.637	0.000		8.487	8.000	25.124
235.	739	LOKE Yik-Siang		MAS	8.125			8.600		8.175	24.900
236.	603	MATERA	Lubomir	CZE	8.287		8.000			8.262	24.549
237.	799	IVANUS	Igor	SLO	8.012		7.787	8.275			24.074
238.	537	ISELE	Ernst	AUT				8.550	8.150	6.725	23.425
239.	719	AL MUBIREEK	Maki	KSA	7.750			8.412	6.637		22.799
240.	571	YANEV	Filip	BUL		7.475	6.900		8.050		22.425

Hommes

Men

Compétition I: Qualifications

Competition I: Qualification







Time: 16:26

Date: 29-10-2001

Page: 7

CLASSEMENT FINAL

FINAL RESULTS

Rang	Num	Nom	Prénom	Féd							TOTAL
Rank	Num	Name	Firstname	Fed							
241.	874	YADAV	Rohit	IND			7.450		7.662	7.250	22.362
242.	610	RASMUSSEN	Morten	DEN		5.925	7.925		8.137		21.987
243.	621	TAMER	Ragab	EGY	7.875	7.612				6.375	21.862
244.	623	CARBALLO	Jesus	ESP					8.625	9.125	17.750
245.	559	MONTE	Maximiliano	BRA				9.250	8.400		17.650
246.	611	FARDAN	Kasper	DEN	9.350					8.275	17.625
247.	833	LIN	Yung-Hsi	TPE			8.775	8.775			17.550
248.	578	IKEDA	Ken	CAN		8.787			8.750		17.537
249.	681	ALEXANDERSSON	Runar	ISL		9.325				7.975	17.300
250.	666	TAMBAKOS	Dimosthenis	GRE			9.662		7.600		17.262
251.	796	PEGAN	Aljaz	SLO					8.812	8.350	17.162
252.	502	AITSANDA	FAVEH Raouf	ALG		7.700	9.250				16.950
252.	636	TORRKEL	Olli	FIN	7.700		9.250				16.950
254.	855	YOUNG	Guard	USA	8.025		8.912				16.937
255.	757	HOLTROP	Marten	NED		7.987			8.400		16.387
256.	556	PEDRANA	ANEZ Jorge Alberto	BOL	7.550		0.000	7.775			15.325
257.	809	KUMARA	Charitra	SRI	5.975	4.025	5.225				15.225
258.	721	AL HALALI	Amin	KSA	7.325			7.600			14.925
259.	718	AL MUBIREEK	Abdul Rahman	KSA		4.550		8.300			12.850
260.	584	XIAO	Qin	CHN		9.675					9.675
261.	667	MELISSANIDIS	Ioannis	GRE				9.512			9.512
262.	839	CELEN	Suat	TUR					9.300		9.300
263.	599	KOUSIOS	Andreas	CYP			9.150				9.150
264.	870	FUENTES	Jose Luis	VEN		9.137					9.137
265.	590	GORICKS	Tigran	CRO						9.125	9.125
266.	837	BOUALLEGUE	Wajdi	TUN		8.275					8.275
267.	821	MIKUS	Pavol	SVK						6.250	6.250
268.	807	JAYASEKARA	Gayan	SRI						3.875	3.875

Pen = 0.2 deduction for equipment

Hommes

Men

Compétition III: Finales par engins

Competition III: Apparatus finals


Time: 16:21

Date: 04-11-2001

Page: 1

XX.XXX = Note Modified

NOTES DES JUGES
INDIVIDUAL JUDGES SCORES



Rang	Num	Nom	Prénom	Féd	SV	J1	J2	J3	J4	J5	J6	Pen.
Rank	Num	Name	Firstname	Fed	SV	KOR	BEL	RUS	AUS	TUR	ITA	
1.	853	TOWNSEND	Sean	USA	10	9.75	9.65	9.60	9.65	9.75	9.75	9.700
2.	593	LOPEZ	Eric	CUB	10	9.70	9.65	9.65	9.60	9.70	9.80	9.675
3.	547	IVANKOV	Ivan	BLR	10	9.65	9.65	9.60	9.40	9.65	9.65	9.637
4.	585	FENG	Jing	CHN	10	9.55	9.55	9.50	9.55	9.60	9.40	9.537
5.	549	SINKEVICH	Alexei	BLR	10	9.50	9.55	9.60	9.50	9.40	9.55	9.525
6.	583	ZHANG	Shangwu	CHN	10	9.60	9.60	9.40	9.50	9.50	9.45	9.512
7.	668	TSOLAKIDIS	Vasilios	GRE	9.90	9.40	9.40	9.60	9.45	9.65	9.55	9.500
8.	773	URZICA	Marius	ROM	9.90	9.40	9.30	9.40	9.30	9.40	9.40	9.375

Hommes

Men

Compétition III: Finales par engins

Competition III: Apparatus finals


Time: 17:16

Date: 03-11-2001

Page: 1

XX.XXX = Note Modified

NOTES DES JUGES
INDIVIDUAL JUDGES SCORES



Rang	Num	Nom	Prénom	Féd	SV	J1	J2	J3	J4	J5	J6	Pen.
Rank	Num	Name	Firstname	Fed	SV	ESP	CAN	LAT	SVK	ARG	MEX	
1.	773	URZICA	Marius	ROM	10	9.75	9.80	9.80	9.80	9.80	9.80	9.800
2.	584	XIAO	Qin	CHN	10	9.80	9.75	9.85	9.80	9.75	9.75	9.775
3.	846	BERESH	Olexander	UKR	10	9.65	9.70	9.65	9.65	9.70	9.65	9.662
4.	792	KRUKOV	Nikolai	RUS	10	9.65	9.60	9.60	9.65	9.70	9.70	9.650
5.	689	BUSNARI	Alberto	ITA	10	9.60	9.45	9.60	9.60	9.60	9.45	9.562
6.	644	RUFFIER	Francois	FRA	10	9.15	9.00	9.00	8.80	9.15	8.60	8.987
7.	585	FENG	Jing	CHN	9.80	8.80	8.90	8.80	8.80	8.90	8.85	8.837
8.	775	SUCIU	Ioan Silviu	ROM	9.20	8.85	8.80	8.75	8.70	8.85	8.70	8.775

Hommes

Men

Compétition III: Finales par engins

Competition III: Apparatus finals

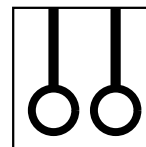
Time: 18:05

Date: 03-11-2001

Page: 1

XX.XXX = Note Modified

NOTES DES JUGES
INDIVIDUAL JUDGES SCORES



Rang	Num	Nom	Prénom	Féd	SV	J1	J2	J3	J4	J5	J6	Pen.
Rank	Num	Name	Firstname	Fed	SV	CHN	SWE	VEN	LUX	NOR	SUI	
1.	565	JOVTCHEV	Jordan	BUL	10	9.70	9.80	9.75	9.75	9.80	9.80	9.775
2.	674	CSOLLANY	Szilveszter	HUN	10	9.70	9.70	9.80	9.60	9.75	9.70	9.712
3.	690	COPPOLINO	Andrea	ITA	10	9.70	9.65	9.65	9.60	9.65	9.65	9.650
4.	666	TAMBAKOS	Dimosthenis	GRE	10	9.60	9.60	9.60	9.60	9.50	9.60	9.600
5.	547	IVANKOV	Ivan	BLR	10	9.60	9.60	9.55	9.60	9.55	9.55	9.575
6.	617	ELDERINY	Walid	EGY	10	9.65	9.50	9.60	9.55	9.50	9.60	9.562
7.	711	YOU Won-Kil		KOR	10	9.65	9.40	9.50	9.50	9.40	9.60	9.500
8.	600	GIORGALLAS	Herodotos	CYP	10	9.00	9.00	9.40	9.20	9.20	9.00	9.100

Hommes

Men

Compétition IV: Finale par équipe

Competition IV: Team Final







Time: 16:47

Date: 31-10-2001

Page: 1

CLASSEMENT FINAL PAR EQUIPES

TEAM FINAL RESULTS

Rang	Num	Nom	Prénom	Féd							TOTAL
Rank	Num	Name	Firstname	Fed							
1.	8	BELARUS		BLR							
	547	IVANKOV,Ivan				9.275	9.700		9.725	9.600	38.300 (6)
	549	SINKEVICH,Alexei				9.400		9.262	9.725		28.387 (19)
	550	KASPIAROVICH,Dimitri		9.450			9.375	9.512	9.312		37.649 (9)
	551	VALYNCHUK,Vitali					9.550				9.550 (44)
	552	KRUZHLYAU,Alexander		8.950				9.287		9.437	27.674 (27)
	554	SAVENKOV,Dzianis		9.162	9.400					9.500	28.062 (20)
		TOTAL			27.562	28.075	28.625	28.061	28.762	28.537	169.622
2.	58	UNITED STATES		USA							
	853	TOWSEND,Sean		8.662		9.475			9.637	9.512	37.286 (11)
	854	MCCAIN,Stephen		9.387			9.400				18.787 (39)
	855	YOUNG,Guard									
	857	BHAVSAR,Raj			9.162	9.237			8.787		27.186 (31)
	858	MCLURE,Brett			9.350		9.350	9.425		9.612	37.737 (7)
	859	HAMM,Paul		8.925	8.412	9.350	9.425			9.737	45.849 (3)
		TOTAL			26.974	26.924	28.062	28.175	27.849	28.861	166.845
3.	57	UKRAINE		UKR							
	846	BERESH,Olexander		9.250	9.512		9.187		9.775		37.724 (8)
	847	VIALTSEV,Sergei				9.562					9.562 (43)
	848	ZOZULIA,Roman				9.337		9.112	9.387		27.836 (25)
	849	LIPSKI,Andrei		9.312				9.175	9.512		27.999 (21)
	850	MEZENTSEV,Ruslam		8.400	8.925	8.150	9.025				34.500 (18)
	851	MYKAYLICHENKO,Andrei			9.275		9.462	9.125			27.862 (24)
		TOTAL			26.962	27.712	27.049	27.674	27.412	28.674	165.483
4.	23	FRANCE		FRA							
	640	TAYAC,Sebastien				9.362	9.475				18.837 (36)
	641	GUILLE,Cedric		9.212				9.312		9.437	27.961 (22)
	642	MOUNARD,Johan		8.487	9.312				9.225		27.024 (32)
	643	CUCHERAT,Yann						9.100	9.350	8.950	27.400 (29)
	644	RUFFIER,Francois			9.537	9.312					18.849 (35)
	645	MAREE,Florent		9.275		8.325	9.225	9.200	9.187		45.212 (4)
		TOTAL			26.974	28.211	27.112	27.637	27.775	27.574	165.283

Hommes

Men

Compétition IV: Finale par équipe

Competition IV: Team Final







Time: 16:47

Date: 31-10-2001

Page: 2

CLASSEMENT FINAL PAR EQUIPES

TEAM FINAL RESULTS

Rang	Num	Nom	Prénom	Féd							TOTAL
Rank	Num	Name	Firstname	Fed							
5.	13	CHINA		CHN							
	580	LI,Rongjie			9.262	8.200		9.425			26.887 (33)
	581	DENG,Weiwei			8.875			9.387	9.050	8.900	36.212 (13)
	582	LIU,Jinyu					9.125	9.400		8.925	27.450 (28)
	583	ZHANG,Shangwu					9.250		9.550		18.800 (38)
	584	XIAO,Qin				9.812					9.812 (42)
	585	FENG,Jing			9.050	9.362	8.625		9.525	9.537	46.099 (2)
		TOTAL			27.187	27.374	27.000	28.212	28.125	27.362	165.260
6.	46	ROMANIA		ROM							
	773	URZICA,Marius				9.762			8.612	9.500	27.874 (23)
	774	ORZATA,Rares Iulian						9.400		9.437	18.837 (37)
	775	SUCIU,Ioan Silviu			8.912	9.237		9.575			27.724 (26)
	776	POTRA,Dan			9.212	9.312	9.500		7.925		35.949 (16)
	777	DRAGULESCU,Marian			8.787		9.137	9.675	8.625		36.224 (12)
	779	SELARIU,Razvan					8.987			7.325	16.312 (41)
		TOTAL			26.911	28.311	27.624	28.650	25.162	26.262	162.920
7.	48	RUSSIA		RUS							
	787	NEMOV,Alexei			9.475			9.375	9.437	9.062	37.349 (10)
	789	KRYLOV,Evgueni					9.475	9.450			18.925 (34)
	790	TIKHONOVSKI,Yuri				7.337					7.337 (45)
	791	BONDARENKO,Alexei			8.487		8.562	9.450	8.925	8.537	43.961 (5)
	792	KRUKOV,Nikolai				9.550			8.450		18.000 (40)
	793	GREBENKOV,Georgi			9.037	8.425	9.200			8.687	35.349 (17)
		TOTAL			26.999	25.312	27.237	28.275	26.812	26.286	160.921
8.	35	KOREA		KOR							
	710	LEE,Jang-Hyung			8.300	9.437		9.412		8.850	35.999 (14)
	711	YOU,Won-Kil			8.525		9.475	9.150	8.837		35.987 (15)
	712	KIM,Dong-Hwa					0.000				(46)
	714	YANG,Tae-Young			8.775	8.775	9.212	9.587	9.125	9.187	54.661 (1)
	716	SHIN,Hyung-Ook				9.650			8.700	8.925	27.275 (30)
		TOTAL			25.600	27.862	18.687	28.149	26.662	26.962	153.922

Hommes

Men

Compétition I: Qualifications

Competition I: Qualification







Time: 16:26

Date: 29-10-2001

Page: 1

CLASSEMENT FINAL PAR EQUIPES

TEAM FINAL RESULTS

Rang	Num	Nom	Prénom	Féd							TOTAL
Rank	Num	Name	Firstname	Fed							
1.	8	BELARUS		BLR							
	547	IVANKOV,Ivan			8.887	9.412	9.587	9.350	9.725	9.525	56.486 (1)
	549	SINKEVICH,Alexei			8.987	9.312	8.187	9.312	9.700		45.498 (133)
	550	KASPIAROVICH,Dimitri			9.250		9.150	9.450	9.275	9.062	46.187 (132)
	551	VALYNCHUK,Vitali				9.200	9.400			9.150	27.750 (216)
	552	KRUZHLYAU,Alexander			8.762	9.462	8.412	9.300	8.787	9.112	53.835 (22)
	554	SAVENKOV,Dzianis			9.050	9.400		9.200	8.300	9.137	45.087 (139)
		TOTAL			36.174	37.586	36.549	37.412	37.487	36.924	222.132
2.	58	UNITED STATES		USA							
	853	TOWSEND,Sean			9.325	8.600	9.287	9.350	9.787	9.225	55.574 (3)
	854	MCCAIN,Stephen			9.437	9.037	8.900	9.425	9.250	8.900	54.949 (10)
	855	YOUNG,Guard			8.025		8.912				16.937 (254)
	857	BHAVSAR,Raj			8.487	8.875	9.050	9.200	9.237	8.987	53.836 (21)
	858	MCLURE,Brett				9.300		9.300	9.375	9.425	37.400 (176)
	859	HAMM,Paul			9.425	9.287	9.300	9.362	9.312	8.875	55.561 (4)
		TOTAL			36.674	36.499	36.549	37.437	37.724	36.537	221.420
3.	35	KOREA		KOR							
	710	LEE,Jang-Hyung			8.950	9.462		9.300		9.075	36.787 (182)
	711	YOU,Won-Kil			9.237		9.500	9.300	8.950		36.987 (180)
	712	KIM,Dong-Hwa			9.062	8.612	9.562	9.362	9.137	9.550	55.285 (7)
	714	YANG,Tae-Young			9.387	9.337	9.275	9.100	9.300	9.162	55.561 (5)
	715	LEE,Sun-Sung				9.337	9.162	0.000	7.437	8.525	34.461 (193)
	716	SHIN,Hyung-Ook			8.575	9.050	8.300		8.775	8.175	42.875 (148)
		TOTAL			36.636	37.186	37.499	37.062	36.162	36.312	220.857
4.	46	ROMANIA		ROM							
	773	URZICA,Marius				9.762			9.587	9.287	28.636 (214)
	774	ORZATA,Rares Iulian			8.900	9.237	8.425	9.412	8.087	8.800	52.861 (39)
	775	SUCIU,Ioan Silviu			9.200	9.625	8.587	9.512	8.725	7.625	53.274 (28)
	776	POTRA,Dan			8.900	9.362	9.462	9.387	8.637	8.250	53.998 (14)
	777	DRAGULESCU,Marian			9.662	8.462	9.025	9.712	8.937	8.775	54.573 (11)
	779	SELARIU,Razvan			9.075		8.850	9.000			26.925 (220)
		TOTAL			36.837	37.986	35.924	38.023	35.886	35.112	219.768

Hommes

Men

Compétition I: Qualifications

Competition I: Qualification







Time: 16:26

Date: 29-10-2001

Page: 2

CLASSEMENT FINAL PAR EQUIPES

TEAM FINAL RESULTS

Rang	Num	Nom	Prénom	Féd							TOTAL
Rank	Num	Name	Firstname	Fed							
5.	57	UKRAINE		UKR							
	846	BERESH,	Olexander		9.475	9.625		9.412		9.562	38.074 (174)
	847	VIALTSEV,	Sergei			8.900	9.400	8.900	7.562	8.787	43.549 (146)
	848	ZOZULIA,	Roman		8.487	8.750	9.262	9.500	9.262	8.350	53.611 (24)
	849	LIPSKI,	Andrei		9.175				9.075	9.575	27.825 (215)
	850	MEZENTSEV,	Ruslam		9.150	9.362	8.512	9.400			36.424 (185)
	851	MYKAYLICHENKO,	Andrei		9.100	9.037	8.025	9.412	9.175	9.012	53.761 (23)
		TOTAL			36.900	36.924	35.199	37.724	35.074	36.936	218.757
6.	23	FRANCE		FRA							
	640	TAYAC,	Sebastien		8.962	9.412	9.262	8.925		8.675	45.236 (136)
	641	GUILLE,	Cedric		8.962			9.300	9.187	9.125	36.574 (183)
	642	MOUNARD,	Johan		8.912	9.362	8.450	9.250	9.350	8.537	53.861 (19)
	643	CUCHERAT,	Yann		8.912	8.962	8.275	9.337	8.550	8.850	52.886 (37)
	644	RUFFIER,	Francois			9.487	9.137		8.737		27.361 (217)
	645	MAREE,	Florent		8.725	8.175	8.862	9.250	9.475	9.375	53.862 (18)
		TOTAL			35.748	37.223	35.711	37.137	36.749	36.025	218.593
7.	13	CHINA		CHN							
	580	LI,	Rongjie		9.425	9.412	8.375	9.462	8.362	7.475	52.511 (47)
	581	DENG,	Weiwei		8.662	8.450	7.050	9.350	8.875	9.262	51.649 (55)
	582	LIU,	Jinyu		8.937	9.300	8.925	9.362	8.900	8.025	53.449 (26)
	583	ZHANG,	Shangwu		8.975		9.050	9.312	9.675	8.150	45.162 (137)
	584	XIAO,	Qin			9.675					9.675 (260)
	585	FENG,	Jing		9.212	9.550	9.100	9.212	9.637	8.350	55.061 (9)
		TOTAL			36.549	37.937	35.450	37.486	37.087	33.787	218.296
8.	48	RUSSIA		RUS							
	787	NEMOV,	Alexei		8.837			9.475	8.825	9.425	36.562 (184)
	789	KRYLOV,	Evgueni		8.650	8.725	9.400	9.362	8.212	8.400	52.749 (43)
	790	TIKHONOVSKI,	Yuri		8.887	9.325	8.375	8.900	9.000	8.350	52.837 (40)
	791	BONDARENKO,	Alexei		9.500	8.337	9.200	9.725	8.975	9.337	55.074 (8)
	792	KRUKOV,	Nikolai			9.675	8.500		7.900		26.075 (226)
	793	GREBENKOV,	Georgi		9.137	8.837	8.650	9.250		8.725	44.599 (141)
		TOTAL			36.361	36.562	35.750	37.812	35.012	35.887	217.384

Hommes

Men

Compétition I: Qualifications

Competition I: Qualification







Time: 16:26

Date: 29-10-2001

Page: 3

CLASSEMENT FINAL PAR EQUIPES

TEAM FINAL RESULTS

Rang	Num	Nom	Prénom	Féd							TOTAL
Rank	Num	Name	Firstname	Fed							
9.	32	ITALY		ITA							
687		CASSINA,Igor			8.450	9.137	8.575	9.012	8.787	9.587	53.548 (25)
689		BUSNARI,Alberto			8.575	9.500			8.950	9.362	36.387 (186)
690		COPPOLINO,Andrea				8.712	9.587	8.700	8.200	8.175	43.374 (147)
691		ANGIOLETTI,Matteo			7.675		9.450	8.862			25.987 (228)
692		POZZO,Enrico			9.362	9.025	8.000	9.012	8.637	8.850	52.886 (36)
693		MORANDI,Matteo			8.750	8.537	9.487	9.387	8.437	8.550	53.148 (32)
		TOTAL			35.137	36.374	37.099	36.273	34.811	36.349	216.043
10.	37	LATVIA		LAT							
727		VIHROVS,Igors			9.500		8.600	9.612		9.162	36.874 (181)
729		SAPRONENKO,Evgeny			9.575	9.225	8.687	9.762	8.575	8.175	53.999 (13)
730		ZBICKIS,Denis			8.362	9.200		8.925	8.175		34.662 (191)
731		REVELINSH,Erik			8.350	9.187	8.912	9.437	8.462	8.675	53.023 (33)
732		GORBUNOV,S,Ivan			9.400	9.162	8.512	9.212	8.237	7.900	52.423 (49)
733		CHARKO,Viktors					8.275		8.612	8.787	25.674 (231)
		TOTAL			36.837	36.774	34.711	38.023	33.886	34.799	215.030
11.	51	SWITZERLAND		SUI							
811		ANDRES,Felipe			8.925	9.225	9.050	9.200	8.712		45.112 (138)
812		FUCHS,Martin				9.012			8.462	8.600	26.074 (227)
813		SCHWEIZER,Roman			8.737	8.650	8.762	9.362	8.837	8.825	53.173 (29)
815		DAEPPEN,Dominik			8.562	9.162	8.725	9.500	9.162	8.050	53.161 (30)
816		SCHAERER,Christoph			8.762	8.700	8.475	8.925	8.512	9.525	52.899 (35)
817		SAGER,Roger			8.887		8.500	9.250		7.750	34.387 (195)
		TOTAL			35.311	36.099	35.037	37.312	35.223	35.000	213.982
12.	12	CANADA		CAN							
573		IKEDA,Richard			8.475	8.912	8.775	8.775	9.062	8.075	52.074 (52)
574		JELKOV,Alexander			9.412	8.737	8.200	9.187	8.112	8.925	52.573 (46)
575		KIKUCHI,David			8.925	8.150	9.425	9.025	8.825	8.462	52.812 (41)
576		LANG,Scott			9.225		7.150	9.287		7.875	33.537 (202)
577		GOLDING,Grant			8.912	8.887	8.900	9.287	9.137	8.325	53.448 (27)
578		IKEDA,Ken				8.787			8.750		17.537 (248)
		TOTAL			36.474	35.323	35.300	36.786	35.774	33.787	213.444

Hommes

Men

Compétition I: Qualifications

Competition I: Qualification







Time: 16:26

Date: 29-10-2001

Page: 4

CLASSEMENT FINAL PAR EQUIPES

TEAM FINAL RESULTS

Rang	Num	Nom	Prénom	Féd							TOTAL
Rank	Num	Name	Firstname	Fed							
13.	26	GERMANY		GER							
658		BERTCZES, Chistian			8.275	8.675		8.575			25.525 (233)
660		TSCHERNITSCHKEK, Rene		8.375			9.450		8.475		26.300 (224)
661		KWIATKOWSKI, Sven		9.050	9.337	8.162	9.375	8.937	8.300		53.161 (31)
662		ZAPF, Stephan		8.312	8.937	9.112	9.375	8.787	8.487		53.010 (34)
663		ANDERGASSEN, Thomas		8.725	8.837	8.762	9.462	9.162	7.800		52.748 (44)
664		JUCKEL, Robert		8.287	8.412	8.400	9.262	8.725	7.450		50.536 (66)
		TOTAL		34.462	35.523	34.949	37.662	35.611	33.062		211.269
14.	21	SPAIN		ESP							
622		BARRENECHEA, Alejandro		9.375		9.075	9.037	9.125	8.450		45.062 (140)
623		CARBALLO, Jesus						8.625	9.125		17.750 (244)
624		VIVO, Andreu			8.475	8.325	8.900	8.700	7.975		42.375 (152)
625		CANO, Victor		9.250	9.087	9.037	9.325	8.637	8.575		53.911 (17)
626		COFINO, Saul		7.725	8.775	7.600	8.500	8.062	8.225		48.887 (96)
627		COMBARROS, Oriol		8.887	9.025		9.275				27.187 (218)
		TOTAL		35.237	35.362	34.037	36.537	35.087	34.375		210.635
15.	4	AUSTRALIA		AUS							
523		KRAVTSOV, Andrei		8.900	8.200			9.312			26.412 (223)
525		LOONEY, Adrian		8.212	8.637	6.975	8.600	8.762	8.200		49.386 (89)
526		BARTLETT, Ian		8.412		8.125	8.950	7.650	9.300		42.437 (150)
527		NG, Justin			8.250	8.100	8.887		7.550		32.787 (205)
528		RIZZO, Philippe		8.112	8.650	8.400	8.787	9.150	9.487		52.586 (45)
529		ISTRIA, Damian		9.200	7.400	9.087	9.262	8.650	9.287		52.886 (38)
		TOTAL		34.724	33.737	33.712	35.886	35.874	36.274		210.207
16.	28	HUNGARY		HUN							
674		CSOLLANY, Szilveszter			8.450	9.625	8.925	8.587			35.587 (189)
675		HETROVICS, Marcell		8.312	8.350	8.000		8.562	8.237		41.461 (156)
676		GAL, Robert		8.837	8.700	8.575	9.437	8.625	7.400		51.574 (57)
677		KIRALY, Roland		7.837	6.075	8.887	9.312		8.200		40.311 (167)
678		FEKETE, Levente		8.512	8.300	9.025	8.475	8.575	8.475		51.362 (60)
680		DETROI, Zoltan		8.775			8.950	8.437	8.050		34.212 (197)
		TOTAL		34.436	33.800	36.112	36.624	34.349	32.962		208.283

Hommes

Men

Compétition I: Qualifications

Competition I: Qualification







Time: 16:26

Date: 29-10-2001

Page: 5

CLASSEMENT FINAL PAR EQUIPES

TEAM FINAL RESULTS

Rang	Num	Nom	Prénom	Féd							TOTAL
Rank	Num	Name	Firstname	Fed							
17.	24	GREAT BRITAIN		GBR							
	647	JACKSON,	Kanukai		8.600	8.650	8.837	9.350	8.512	7.750	51.699 (53)
	648	GERRARD,	Darren		9.025		8.175	9.225	8.275		34.700 (190)
	649	BREWER,	Ross			9.000	7.800		8.937	8.600	34.337 (196)
	650	COLLIE,	Barry		8.500	8.225	7.437	9.175	8.500	9.150	50.987 (63)
	652	EATON,	David		8.650	9.150	7.825	8.950	8.687	7.925	51.187 (61)
	653	THOONG,	Cuong		8.512	7.575		9.200		8.375	33.662 (201)
		TOTAL			34.787	35.025	32.637	36.950	34.636	34.050	208.085
18.	11	BULGARIA		BUL							
	565	JOVTCHEV,	Jordan		9.525	8.762	9.675	9.300	9.087	8.950	55.299 (6)
	566	IVANOV,	Christian				8.075	8.875	8.437	8.775	34.162 (198)
	567	DIMITROV,	Dimitar		8.787	8.550	8.075	8.737			34.149 (199)
	568	STOYANOV,	Sergei		7.887	8.000	8.775	0.000	8.237	8.175	41.074 (157)
	569	STEFANOV,	Radoslav		9.150	7.637		9.175	8.025	7.875	41.862 (155)
	571	YANEV,	Filip			7.475	6.900		8.050		22.425 (240)
		TOTAL			35.349	32.949	34.600	36.087	33.811	33.775	206.571
19.	22	FINLAND		FIN							
	630	MONKKONEN,	Jari			8.475		8.962		9.462	26.899 (221)
	631	HARJU,	Jarkko			8.637	0.000		8.487	8.000	25.124 (234)
	633	TANSKANEN,	Jani		8.700	8.450	8.237	8.975	8.412	9.587	52.361 (50)
	634	KOIVUNEN,	Riku		8.687	8.375	8.250	8.625	8.387	8.175	50.499 (68)
	636	TORRKEL,	Olli		7.700		9.250				16.950 (252)
	637	AALTO,	Sami		8.100	8.375	8.200	8.912	8.237	8.200	50.024 (78)
		TOTAL			33.187	33.937	33.937	35.474	33.523	35.424	205.482
20.	52	SLOVAKIA		SVK							
	819	KRISTOF,	Peter			8.350	8.675		8.525		25.550 (232)
	820	NECZLI,	Andrei		8.787	8.237	8.725	8.837	7.587	7.875	50.048 (75)
	821	MIKUS,	Pavol							6.250	6.250 (267)
	822	PETROVIC,	Jan		8.687	6.475	8.550	8.650	8.337	7.575	48.274 (108)
	823	BENKO,	Alexander		8.775	8.650	8.400	8.887	8.537	7.725	50.974 (64)
	824	PIASECKY,	Samuel		9.012	8.412	6.450	8.525	8.000	8.150	48.549 (101)
		TOTAL			35.261	33.649	34.350	34.899	33.399	31.325	202.883

Hommes

Men

Compétition I: Qualifications

Competition I: Qualification







Time: 16:26

Date: 29-10-2001

Page: 6

CLASSEMENT FINAL PAR EQUIPES

TEAM FINAL RESULTS

Rang	Num	Nom	Prénom	Féd							TOTAL
Rank	Num	Name	Firstname	Fed							
21.	45	PORTUGAL		POR							
	766	MORAIS,	Ricardo		8.537	7.675		8.325	6.737	8.062	39.336 (171)
	767	BEZUGO,	Filipe		8.900	7.962	8.325	9.137	8.837	8.525	51.686 (54)
	768	VIANA,	Joao		7.900	7.675	8.175	8.950	8.162		40.862 (160)
	769	ALMEIDA,	Pedro		8.387		7.912	8.850		8.000	33.149 (204)
	770	CAMPOS,	Manuel		8.875	8.150	8.575	9.062	8.775	8.750	52.187 (51)
	771	SANTOS,	Marco			7.675	8.050		8.462	7.875	32.062 (207)
		TOTAL			34.699	31.462	33.125	35.999	34.236	33.337	202.858
22.	27	GREECE		GRE							
	666	TAMBAKOS,	Dimosthenis				9.662		7.600		17.262 (250)
	667	MELISSANIDIS,	Ioannis					9.512			9.512 (261)
	668	TSOLAKIDIS,	Vasilios		8.625	8.325			9.612	7.400	33.962 (200)
	670	MARAS,	Vlasios		8.625	8.287	8.037	9.412	8.887	9.525	52.773 (42)
	671	BARMPAKIS,	Konstandinos		7.950	7.800	7.250	9.350	7.775	8.025	48.150 (110)
	672	LYMPANOVNOS,	Christos		8.100	8.500	7.775	8.650	8.587	6.700	48.312 (106)
		TOTAL			33.300	32.912	32.724	36.924	34.861	31.650	202.371
23.	10	BRAZIL		BRA							
	558	MALEWSCHIK,	Charley		7.987	8.125	8.175		7.850	7.375	39.512 (170)
	559	MONTE,	Maximiliano					9.250	8.400		17.650 (245)
	560	RODRIGUES,	Mishia		8.412	7.175	7.850	8.900	8.562	8.575	49.474 (88)
	561	CONCEICAO,	Michel		8.850	7.350	9.062	9.387	8.875	8.050	51.574 (58)
	562	CAMARGO,	Vitor		8.750	6.975	7.900	9.075		7.925	40.625 (163)
	563	NOGUEIRA,	Danilo		8.225	7.350	8.150	8.800	8.500	8.350	49.375 (90)
		TOTAL			34.237	30.000	33.287	36.612	34.337	32.900	201.373
24.	18	CZECH REPUBLIC		CZE							
	602	SPILKA,	David					9.300	8.787	8.487	26.574 (222)
	603	MATERA,	Lubomir		8.287		8.000			8.262	24.549 (236)
	605	REXA,	Daniel		8.125	8.912	6.950	8.650	7.775	8.150	48.562 (100)
	606	VLK,	Martin		8.737	7.775	7.725	8.925	8.112	7.675	48.949 (95)
	607	VYORAL,	David		8.975	6.850	7.750	9.225	7.900		40.700 (162)
	608	KONECNY,	Martin		8.625	8.225	7.650	9.225	8.537	8.675	50.937 (65)
		TOTAL			34.624	31.762	31.125	36.675	33.336	33.574	201.096

Hommes

Men

Compétition I: Qualifications

Competition I: Qualification







Time: 16:26

Date: 29-10-2001

Page: 7

CLASSEMENT FINAL PAR EQUIPES

TEAM FINAL RESULTS

Rang	Num	Nom	Prénom	Féd							TOTAL
Rank	Num	Name	Firstname	Fed							
25.	49	SLOVENIA		SLO							
	795	PULJIC,Blaz			8.400	8.362	7.962	8.787	8.437	8.537	50.485 (69)
	796	PEGAN,Aljaz							8.812	8.350	17.162 (251)
	797	PETKOVSEK,Mitja				8.075	8.275	8.600	9.575		34.525 (192)
	798	MARENTIC,Daniel			7.950	8.437	8.062	8.425	7.900	9.100	49.874 (79)
	799	IVANUS,Igor			8.012		7.787	8.275			24.074 (237)
	801	DIMIC,Alen			7.600	7.825	6.825		8.075	8.225	38.550 (172)
		TOTAL			31.962	32.699	32.086	34.087	34.899	34.212	199.945
26.	2	ARGENTINA		ARG							
	508	MACERONI,Mauricio			8.200		8.150	8.900	8.025	7.750	41.025 (158)
	509	PEDERCINI,Eric			9.312	7.587		9.225	8.437	8.275	42.836 (149)
	511	PASSALENTI,Martin			8.250	6.850	8.212	8.725	8.350		40.387 (165)
	512	BARRIONUEVO,Martin			8.875	8.237	8.075		8.175	7.525	40.887 (159)
	513	CHIARLO,Lucas				8.700	7.100	8.812	7.937	7.775	40.324 (166)
	514	GOROSITO,Mario			8.475	7.350	8.000	8.925		8.050	40.800 (161)
		TOTAL			34.912	31.874	32.437	35.862	32.987	31.850	199.922
27.	41	MEXICO		MEX							
	744	LOPEZ,Francisco			8.825	8.112	8.200	8.950	9.162	8.300	51.549 (59)
	745	SALAZAR,Manuel			8.262	7.900	8.187	8.900	8.462	6.725	48.436 (105)
	746	GARCIA,Julio			8.350	7.887	7.650	9.250	8.162	8.550	49.849 (80)
	748	ALEMAN,Manuel			8.300	8.125	7.925	9.250	8.225	7.675	49.500 (86)
		TOTAL			33.737	32.024	31.962	36.350	34.011	31.250	199.334
28.	54	CHINESE TAIPEI		TPE							
	830	LIU,Yu-Tsung				9.075			8.362	8.350	25.787 (229)
	831	LAI,Kuo Cheng			8.725	5.400	8.712	8.812	8.062	7.350	47.061 (124)
	832	CHENG,Feng Yi			8.600	8.200	7.825	8.850	8.450	8.100	50.025 (77)
	833	LIN,Yung-Hsi					8.775	8.775			17.550 (247)
	834	TSAI,Jui Chun			7.425	8.000	5.575	8.550	7.375	7.625	44.550 (142)
	835	HUANG,Che Kuei			8.000	9.287	6.875	7.525	8.475	7.050	47.212 (122)
		TOTAL			32.750	34.562	32.187	34.987	33.349	31.425	199.260

Hommes

Men

Compétition I: Qualifications

Competition I: Qualification







Time: 16:26

Date: 29-10-2001

Page: 8

CLASSEMENT FINAL PAR EQUIPES

TEAM FINAL RESULTS

Rang	Num	Nom	Prénom	Féd							TOTAL
Rank	Num	Name	Firstname	Fed							
29.	42	NETHERLANDS		NED							
	752	GEURTS,Peter			9.212		7.687	9.375	8.387	7.775	42.436 (151)
	753	HARDON,Jeroen			7.812	7.587	6.850	9.250	8.187	7.400	47.086 (123)
	754	BENNENK,Ivo			8.775	8.300	8.025	8.975	8.312	7.975	50.362 (72)
	755	ZONDERLAND,Herre			8.312	7.225	7.825	8.800	8.237	8.337	48.736 (99)
	756	VAN ROON,Mark			8.687	7.150	7.950	8.600		7.425	39.812 (169)
	757	HOLTROP,Marten				7.987			8.400		16.387 (255)
		TOTAL			34.986	31.099	31.487	36.400	33.336	31.512	198.820
30.	7	BELGIUM		BEL							
	541	DANERO,Mathieu			8.325	7.800	7.775	8.862	8.337	8.125	49.224 (92)
	542	PAUQUET,Arnaud			8.212	7.975	7.500	8.675	7.975	7.725	48.062 (112)
	543	COUCKUYT,Gunther			8.962	8.900	7.962	8.912	8.412	7.925	51.073 (62)
	544	FREERE,Pierre Dominique			8.350	7.512	8.012	8.500	8.187	7.725	48.286 (107)
		TOTAL			33.849	32.187	31.249	34.949	32.911	31.500	196.645
31.	33	KAZAKHSTAN		KAZ							
	703	YERIMBETOV,Yernar			9.562	8.325	8.725	9.562	9.487	8.275	53.936 (16)
	704	SUGRALUYEV,Ruslan			8.550	7.750	7.825	8.825	7.750	8.100	48.800 (98)
	705	SEMENYUK,Alexander			7.725	4.600	5.675	8.900	7.712	7.325	41.937 (153)
	708	GORBACHEV,Stepan			9.337	8.125	7.737	8.975	9.100	8.350	51.624 (56)
		TOTAL			35.174	28.800	29.962	36.262	34.049	32.050	196.297
32.	5	AUSTRIA		AUT							
	531	ZIMMERMANN,Thomas			8.125	8.700	8.275	9.025	8.587	7.750	50.462 (70)
	532	BALDAUF,Marco			8.050	8.200	8.050	6.800	8.362	8.175	47.637 (116)
	534	MAYR,Marco			7.700	7.350	7.950	8.800	8.262	7.825	47.887 (113)
	535	SWOBODA,Sebastian			7.650	7.625	8.000	8.600	8.200		40.075 (168)
	536	RAUSCHER,Mario			8.175	7.650	7.525			6.350	29.700 (210)
	537	ISELE,Ernst						8.550	8.150	6.725	23.425 (238)
		TOTAL			32.050	32.175	32.275	34.975	33.411	30.475	195.361

Hommes

Men

Compétition I: Qualifications

Competition I: Qualification







Time: 16:26

Date: 29-10-2001

Page: 9

CLASSEMENT FINAL PAR EQUIPES

TEAM FINAL RESULTS

Rang	Num	Nom	Prénom	Féd							TOTAL
Rank	Num	Name	Firstname	Fed							
33.	3	ARMENIA		ARM							
516		GASPARIAN,Achot			7.687	7.625		8.487	7.700		31.499 (208)
517		HARUTYUNYAN,Norayr		7.325	7.175	5.950	8.825	8.000			37.275 (177)
518		AVETISYAN,Artyom		8.725	8.250	7.825	8.900	8.575	7.525		49.800 (81)
519		ZAKARYAN,Arthur		7.850	6.800	7.700	8.625	8.175	8.100		47.250 (121)
521		STEPANYAN,Vahag		8.700	8.775	7.450	8.850	8.425	7.825		50.025 (76)
		TOTAL			32.600	31.887	30.600	35.200	33.662	31.150	195.099
34.	47	SOUTH AFRICA		RSA							
781		LAUBSCHER,Dewald		8.062	8.537	7.975	9.000	8.112	7.825		49.511 (85)
782		CROFT JONES,Rhyn		7.750	8.350	6.450	8.425	8.162	8.275		47.412 (119)
783		BOTHA,Adam		7.250	8.000	7.550	8.525	8.525	7.525		47.375 (120)
784		ADAMS,Lindsay		8.025	7.250	5.950	9.175	8.362	8.025		46.787 (128)
785		WITBOOT,Julian		8.450	7.025	7.000	9.425	8.287	7.425		47.612 (117)
		TOTAL			32.287	32.137	28.975	36.125	33.336	31.650	194.510
35.	20	EGYPT		EGY							
616		KARIM,Abdelrahman		7.762	7.900	7.425	8.700	7.725	6.700		46.212 (131)
617		ELDERINY,Walid		8.212	6.400	9.537	8.250	8.612	7.475		48.486 (102)
618		ABDELRAOUF,Ali		8.362	6.325	9.187	8.850	8.375	7.975		49.074 (94)
619		HELMI KHALIFA ELSAYED,Nash				7.950	7.950	8.187	6.175		30.262 (209)
620		ABDELKHALEK,Mohamed		8.300	8.550		8.850	7.450			33.150 (203)
621		TAMER,Ragab		7.875	7.612				6.375		21.862 (243)
		TOTAL			32.749	30.462	34.099	34.650	32.899	28.525	193.384
36.	19	DENMARK		DEN							
610		RASMUSSEN,Morten			5.925	7.925		8.137			21.987 (242)
611		FARDAN,Kasper		9.350					8.275		17.625 (246)
612		LODAHL,Tue		8.187	7.100	7.900	9.612	7.850	8.175		48.824 (97)
613		VILLEKJAER,Jeppe			5.525	7.825	8.837	7.175	7.875		37.237 (178)
614		AUNVIG,Daniel		8.687	7.475	7.975	9.150	8.362	7.500		49.149 (93)
615		CHRISTENSEN,Thomas		9.025			8.787		7.900		25.712 (230)
		TOTAL			35.249	26.025	31.625	36.386	31.524	32.225	193.034

Hommes

Men

Compétition I: Qualifications

Competition I: Qualification







Time: 16:26

Date: 29-10-2001

Page: 10

CLASSEMENT FINAL PAR EQUIPES

TEAM FINAL RESULTS

Rang	Num	Nom	Prénom	Féd							TOTAL
Rank	Num	Name	Firstname	Fed							
37.	29	INDIA		IND							
	872	DIXIT,	Abhinav		8.450	7.025		8.500	8.175		32.150 (206)
	873	SRIVASTAVA,	Mayank		8.162	6.825	7.150	9.050	7.025	7.275	45.487 (134)
	874	YADAV,	Rohit				7.450		7.662	7.250	22.362 (241)
	875	PANDEY,	Vikas		8.200	8.350	6.425	8.750	8.400	6.775	46.900 (127)
	876	YADAV,	Mohit		8.075	6.375	7.150	7.650	8.062	6.575	43.887 (144)
	877	PRASAD,	Rajinder		6.825	6.800	0.000	8.175		7.375	29.175 (211)
		TOTAL			32.887	29.000	28.175	34.475	32.299	28.675	185.511
38.	50	SRI LANKA		SRI							
	803	ASANKA,	Wiraj		7.075	4.150	4.175	8.350	7.450	4.875	36.075 (187)
	804	KANAYAKE,	Smeera		7.325	5.300	5.725	8.300	6.500	5.075	38.225 (173)
	805	ASELA,	Eranga		6.625	4.250	4.725	8.425	7.375	5.800	37.200 (179)
	806	NADEERA,	Eranda		7.200	4.537	5.250	8.300	7.437	5.275	37.999 (175)
	807	JAYASEKARA,	Gayana							3.875	3.875 (268)
	809	KUMARA,	Charitra		5.975	4.025	5.225				15.225 (257)
		TOTAL			28.225	18.237	20.925	33.375	28.762	21.025	150.549
39.	56	TURKEY		TUR							
	839	CELEN,	Suat						9.300		9.300 (262)
	840	BULUT,	Ibrahim		8.462	7.250	7.625	9.025	8.175	6.925	47.462 (118)
	841	SAMILOGLU,	Umit								
	842	COSKUN,	Haluk		8.400	6.025	7.875	8.800	8.237	7.200	46.537 (130)
	843	AKDOGAN,	Hakan		8.087	6.925	7.925	8.400	8.162	7.450	46.949 (126)
		TOTAL			24.949	20.200	23.425	26.225	33.874	21.575	150.248
40.	40	MALAYSIA		MAS							
	739	LOKE,	Yik-Siang		8.125			8.600		8.175	24.900 (235)
	740	MISKOB,	Shu Wai			6.325	6.975		7.687	7.750	28.737 (213)
	741	OOI,	Wei Siang		8.025	8.325	6.250	8.525	7.650	7.775	46.550 (129)
	742	NG,	Shu Wai		8.475	7.675	6.250	8.200	8.625	9.000	48.225 (109)
		TOTAL			24.625	22.325	19.475	25.325	23.962	32.700	148.412

Hommes

Men

Compétition III: Finales par engins

Competition III: Apparatus finals


Time: 15:26

Date: 04-11-2001

Page: 1

XX.XXX = Note Modified

NOTES DES JUGES
INDIVIDUAL JUDGES SCORES



Rang	Num	Nom	Prénom	Féd	SV	J1	J2	J3	J4	J5	J6	Pen.	
Rank	Num	Name	Firstname	Fed	SV	NED	RSA	FIN	BUL	HUN	BLR		
1.	777	DRAGULESCU	Marian	ROM	10	9.70	9.80	9.70	9.65	9.80	9.80	9.750	9.668
					9.90	9.40	9.65	9.55	9.65	9.65	9.50	9.587	
2.	729	SAPRONENKO	Evgeny	LAT	10	9.75	9.80	9.85	9.75	9.85	9.80	9.800	9.643
					9.80	9.45	9.50	9.50	9.45	9.50	9.60	9.487	
3.	596	LEON TAMAYO	Charles	CUB	10	9.70	9.75	9.75	9.60	9.70	9.70	9.712	9.624
					9.90	9.45	9.55	9.60	9.50	9.50	9.65	9.537	
4.	791	BONDARENKO	Alexei	RUS	10	9.55	9.50	9.55	9.55	9.50	9.60	9.537	9.456
					9.80	9.30	9.40	9.40	9.40	9.30	9.45	9.375	
5.	703	YERIMBETOV	Yernar	KAZ	9.80	9.10	9.40	9.35	9.40	9.30	9.35	9.350	9.450
					9.90	9.55	9.50	9.55	9.60	9.40	9.60	9.550	
6.	762	BLANIK	Leszek	POL	10	8.90	9.00	8.80	9.10	8.80	9.10	8.950	9.212
					9.80	9.50	9.50	9.40	9.55	9.45	9.45	9.475	
7.	612	LODAHL	Tue	DEN	10	8.90	9.35	9.10	8.90	8.80	9.20	9.025	9.156
					9.60	9.30	9.30	9.35	9.25	9.30	9.25	9.287	
8.	727	VIHROVS	Igors	LAT	9.90	9.40	9.40	9.55	9.40	9.40	9.40	9.400	9.075
					9.80	8.90	8.90	8.60	8.70	8.60	8.80	8.750	

Femmes





Women

Compétition II: Concours individuel multiple
Competition II: All around individual competition

Time: 18:55
Date: 02-11-2001
Page: 1

CLASSEMENT FINAL

FINAL RESULTS

Rang	Num	Nom	Prénom	Féd					TOTAL
Rank	Num	Name	Firstname	Fed					
1.	204	KHORKINA	Svetlana	RUS	9.368	9.537	9.237	9.475	37.617
2.	210	ZIGANSHIVA	Natalia	RUS	9.343	9.200	9.375	9.387	37.305
3.	188	RADUCAN	Andrea	ROM	9.350	8.862	9.475	9.262	36.949
4.	44	HYPOLITO	Daniele	BRA	9.056	8.912	9.375	9.562	36.905
5.	244	SCHWIKERT	Tasha	USA	9.231	8.950	9.350	9.350	36.881
6.	193	COJOCAR	Sabina	ROM	9.356	8.625	9.337	9.462	36.780
7.	246	YIM	Tabitha	USA	9.143	8.950	9.125	9.462	36.680
8.	73	MORO	Sara	ESP	8.675	9.225	9.475	9.287	36.662
9.	170	VAN DE LEUR	Verona	NED	9.093	9.400	8.550	9.350	36.393
10.	60	SUN	Xiaojiao	CHN	8.868	8.875	9.487	9.062	36.292
11.	191	STROESCU	Silvia	ROM	9.031	8.575	9.387	9.225	36.218
12.	72	CUSIDO	Marta	ESP	9.043	8.837	8.925	9.112	35.917
13.	169	WAMMES	Gabrielle	NED	9.124	8.562	9.025	9.137	35.848
14.	97	MURDOCK	Holly	GBR	8.918	8.750	8.862	9.012	35.542
15.	48	KUZNETSOVA	Evguenia	BUL	9.025	8.787	8.937	8.625	35.374
16.	55	RICHARDSON	Kate	CAN	8.968	8.662	8.687	8.975	35.292
17.	77	GOMEZ	Elena	ESP	8.818	8.425	8.837	9.200	35.280
18.	241	BHARDWAJ	Mohini	USA	9.362	8.487	8.275	8.912	35.036
19.	250	CHUSOVITINA	Oksana	UZB	9.362	8.237	8.387	9.037	35.023
20.	237	KVASHA	Alona	UKR	8.812	8.312	8.725	9.112	34.961
21.	234	ROSCHUPKINA	Olga	UKR	8.731	8.662	9.075	8.487	34.955
22.	11	SLATER	Allana	AUS	8.868	9.050	8.212	8.812	34.942
23.	89	REGEASE	Delphine	FRA	8.962	8.312	8.800	8.850	34.924
24.	101	TWEDDLE	Elizabeth	GBR	8.918	8.937	8.362	8.675	34.892
25.	62	DE LA PENA	Janerky	CUB	8.937	8.800	8.562	8.525	34.824
26.	205	EJOVA	Ludmila	RUS	6.900	9.312	9.587	8.975	34.774 Pen
27.	105	SCHWEIGERT	Birgit	GER	9.049	8.537	8.587	8.462	34.635
28.	168	VALENTIJN	Rikst	NED	8.756	8.700	8.475	8.662	34.593
29.	10	DUNN	Jacqui	AUS	8.737	8.837	8.387	8.325	34.286
30.	32	ZHARHANOVA	Tatiana	BLR	8.449	8.137	8.787	8.550	33.923
31.	235	YAROSH	Tatiana	UKR	8.562	7.762	8.175	8.950	33.449
32.	54	PECKETT	Ashley	CAN	8.718	8.550	7.125	8.850	33.243

Pen = 1.000 Penalty on the vault average.

Femmes

Women

Compétition III: Finales par engins

Competition III: Apparatus finals

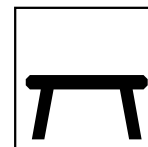
Time: 15:55

Date: 04-11-2001

Page: 1

XX.XXX = Note Modified

NOTES DES JUGES
INDIVIDUAL JUDGES SCORES



Rang	Num	Nom	Prénom	Féd	SV	J1	J2	J3	J4	J5	J6	Pen.
Rank	Num	Name	Firstname	Fed	SV	BLR	VEN	UKR	NOR	KAZ	GER	
1.	188	RADUCAN	Andrea	ROM	10	9.65	9.70	9.65	9.65	9.70	9.65	9.662
2.	205	EJOVA	Ludmila	RUS	10	9.65	9.65	9.65	9.65	9.70	9.50	9.650
3.	60	SUN	Xiaojiao	CHN	10	9.60	9.55	9.55	9.60	9.50	9.65	9.575
4.	193	COJOCAR	Sabina	ROM	9.90	9.45	9.45	9.50	9.50	9.40	9.50	9.475
5.	244	SCHWIKERT	Tasha	USA	9.90	9.30	9.40	9.30	9.30	9.45	9.40	9.350
6.	77	GOMEZ	Elena	ESP	9.60	9.05	9.05	8.90	9.00	9.00	9.05	9.025
7.	75	MOYA	Esther	ESP	9.60	9.00	9.00	8.80	8.90	9.05	9.00	8.975
8.	243	TIDD	Rachel	USA	9.50	8.45	8.40	8.30	8.20	8.45	8.35	8.375

Femmes

Women

Compétition III: Finales par engins

Compétition III: Apparatus finals


Time: 16:52

Date: 04-11-2001

Page: 1

XX.XXX = Note Modified

NOTES DES JUGES
INDIVIDUAL JUDGES SCORES



Rang	Num	Nom	Prénom	Féd	SV	J1	J2	J3	J4	J5	J6	Pen.
Rank	Num	Name	Firstname	Fed	SV	ITA	MEX	SLO	FIN	ARG	SUI	
1.	188	RADUCAN	Andrea	ROM	9.90	9.60	9.60	9.55	9.40	9.50	9.55	9.550
2.	44	HYPOLITO	Daniele	BRA	9.90	9.55	9.50	9.35	9.45	9.50	9.50	9.487
3.	204	KHORKINA	Svetlana	RUS	9.80	9.40	9.40	9.35	9.25	9.35	9.40	9.375
4.	11	SLATER	Allana	AUS	9.90	9.30	9.45	9.25	9.15	9.45	9.35	9.337
5.	41	SANTOS	Daiane	BRA	9.80	9.35	9.25	9.20	9.35	9.35	9.35	9.325
6.	246	YIM	Tabitha	USA	9.70	9.15	9.25	9.25	9.15	9.15	9.20	9.187
7.	191	STROESCU	Silvia	ROM	9.60	8.95	9.05	9.00	8.95	9.05	9.10	9.012
8.	244	SCHWIKERT	Tasha	USA	9.60	8.90	9.05	9.00	8.80	9.05	9.10	0.1 8.900

Femmes

Women

Compétition I: Qualifications

Competition I: Qualification





Time: 22:04

Date: 30-10-2001

Page: 1

CLASSEMENT FINAL

FINAL RESULTS

Rang	Num	Nom	Prénom	Féd					TOTAL
Rank	Num	Name	Firstname	Fed					
1.	204	KHORKINA	Svetlana	RUS	9.562	9.662	8.600	9.400	37.224
2.	188	RADUCAN	Andrea	ROM	9.312	8.662	9.537	9.425	36.936
3.	170	VAN DE LEUR	Verona	NED	9.387	9.337	8.850	9.225	36.799
4.	193	COJOCAR	Sabina	ROM	9.312	8.625	9.437	9.250	36.624
5.	191	STROESCU	Silvia	ROM	9.075	8.675	9.350	9.325	36.425
6.	11	SLATER	Allana	AUS	9.150	9.162	8.687	9.350	36.349
7.	244	SCHWIKERT	Tasha	USA	9.162	8.475	9.275	9.350	36.262
8.	169	WAMMES	Gabrielle	NED	9.175	9.037	8.900	9.150	36.262
9.	246	YIM	Tabitha	USA	9.200	8.925	8.600	9.312	36.037
10.	205	EJOVA	Ludmila	RUS	8.612	9.300	9.612	8.487	36.011
11.	210	ZIGANSHIVA	Natalia	RUS	9.250	9.137	8.875	8.700	35.962
12.	241	BHARDWAJ	Mohini	USA	9.375	8.687	8.762	9.100	35.924
13.	60	SUN Xiaojiao		CHN	8.950	8.725	9.212	8.937	35.824
14.	44	HYPOLITO	Daniele	BRA	9.100	8.887	8.412	9.387	35.786
15.	73	MORO	Sara	ESP	9.087	9.200	8.612	8.762	35.661
16.	48	KUZNETSOVA	Evguenia	BUL	8.925	8.762	8.950	8.950	35.587
17.	250	CHUSOVITINA	Oksana	UZB	9.425	8.162	8.900	9.037	35.524
18.	189	BOBOC	Loredana	ROM	9.150	8.612	8.837	8.900	35.499
19.	105	SCHWEIGERT	Birgit	GER	9.162	8.600	8.850	8.837	35.449
20.	72	CUSIDO	Marta	ESP	9.150	8.687	8.362	9.162	35.361
21.	247	HEENAN	Katie	USA	8.912	9.162	8.287	8.925	35.286
22.	55	RICHARDSON	Kate	CAN	9.137	8.187	8.750	9.087	35.161
23.	101	TWEDDLE	Elizabeth	GBR	8.887	9.037	8.512	8.625	35.061
24.	77	GOMEZ	Elena	ESP	8.750	8.800	9.100	8.400	35.050
25.	97	MURDOCK	Holly	GBR	9.000	8.562	8.800	8.687	35.049
26.	10	DUNN	Jacqui	AUS	8.662	9.312	8.700	8.362	35.036
27.	237	KVASHA	Alona	UKR	9.037	8.312	8.725	8.837	34.911
28.	168	VALENTIJN	Rikst	NED	8.462	8.762	8.725	8.962	34.911
29.	165	ENDEL	Renske	NED	8.925	9.300	8.612	8.062	34.899
30.	234	ROSCHUPKINA	Olga	UKR	8.762	8.700	8.662	8.725	34.849
31.	62	DE LA PENA	Janerky	CUB	9.250	8.787	8.775	8.012	34.824
32.	235	YAROSH	Tatiana	UKR	8.600	9.050	8.512	8.625	34.787
33.	32	ZHARHANOVA	Tatiana	BLR	8.650	9.200	8.287	8.587	34.724
34.	54	PECKETT	Ashley	CAN	9.062	8.487	8.212	8.962	34.723
35.	89	REGEASE	Delphine	FRA	8.687	8.437	8.625	8.925	34.674
36.	12	CROAK	Alexandra	AUS	8.837	8.587	8.137	9.012	34.573
37.	47	RANGELOVA	Ralitsa	BUL	9.212	8.212	8.275	8.750	34.449
38.	38	TARASENKA	Yulia	BLR	8.887	8.437	8.462	8.662	34.448
39.	42	COMIN	Camila	BRA	8.725	8.775	8.275	8.612	34.387
40.	166	NUIJTEN	Monique	NED	8.975	8.612	7.937	8.837	34.361

Femmes

Women

Compétition I: Qualifications

Competition I: Qualification





Time: 22:04

Date: 30-10-2001

Page: 2

CLASSEMENT FINAL

FINAL RESULTS

Rang	Num	Nom	Prénom	Féd					TOTAL
Rank	Num	Name	Firstname	Fed					
41.	108	BRUEGGEMANN	Lisa	GER	9.125	8.312	8.725	8.175	34.337
42.	239	SIROBABA	Natalia	UKR	8.475	8.625	8.300	8.937	34.337
43.	91	COUTZAC	Clelia	FRA	9.012	8.075	8.150	8.875	34.112
44.	96	WILLIAMS	Emma	GBR	8.950	7.937	8.625	8.575	34.087
45.	183	SKOWRONSKA	Joanna	POL	9.237	8.312	7.825	8.712	34.086
46.	209	ZASSYPKINA	Maria	RUS	9.187	9.150	8.012	7.737	34.086
47.	100	WILLIS	Nicola	GBR	8.787	8.237	7.750	9.050	33.824
48.	207	ZAMOLODCHIKOVA	Elena	RUS	9.000	9.012	7.600	8.200	33.812
49.	58	SIMBHUDAS	Jennifer	CAN	8.900	8.187	8.287	8.437	33.811
50.	29	JANS	Jessica	BEL	8.762	8.437	7.900	8.675	33.774
51.	15	JOHNSTON	Allison	AUS	9.075	7.275	8.587	8.775	33.712
52.	125	CAVALLI	Cristina	ITA	8.100	8.225	8.675	8.675	33.675
53.	36	PRAKHARENKA	Svetlana	BLR	8.987	7.650	8.450	8.525	33.612
54.	1	MAZZONI	Romina	ARG	9.075	8.387	7.875	8.187	33.524
55.	221	SEKEROVA	Zuzana	SVK	9.025	7.787	7.787	8.850	33.449
56.	41	SANTOS	Daiane	BRA	8.787	7.862	7.437	9.287	33.373
57.	66	KOMRSKOVA	Jana	CZE	9.287	7.387	7.962	8.675	33.311
58.	116	STRIFLER	Angela	HUN	8.687	8.350	7.775	8.350	33.162
59.	95	WILCOX	Melissa	GBR	8.650	7.512	7.950	9.025	33.137
60.	135	SABIROVA	Ulyana	KAZ	8.462	8.287	7.825	8.550	33.124
61.	217	BALZ	Alexandra	SUI	8.600	7.537	8.200	8.750	33.087
62.	220	ADAMSKA	Veronika	SVK	8.662	8.400	7.637	8.350	33.049
63.	92	SOUPE	Nelly	FRA	8.750	8.137	7.412	8.687	32.986
64.	4	CARNEVALE	Celeste	ARG	9.062	8.162	7.137	8.587	32.948
65.	43	ARAUJO	Heine	BRA	9.175	7.675	7.662	8.425	32.937
66.	222	KVANKOVA	Monika	SVK	8.325	8.300	7.925	8.387	32.937
67.	249	CORDEEVA	Alexandra	UZB	9.050	7.425	7.850	8.550	32.875
68.	35	MEISAK	Anna	BLR	7.762	8.287	8.600	8.212	32.861
69.	30	SOHET	Celine	BEL	8.800	8.125	7.275	8.575	32.775
70.	123	BERGAMELLI	Monica	ITA	9.225	7.400	8.350	7.775	32.750
71.	225	BOHMAN	Karolina	SWE	8.712	6.937	8.425	8.625	32.699
72.	106	ABEL	Katja	GER	8.162	7.987	7.800	8.700	32.649
73.	197	D'OLIVEIRA	Dominique	RSA	8.025	8.212	7.950	8.400	32.587
74.	28	BURLINETTO	Sabrina	BEL	8.700	7.825	7.637	8.400	32.562
75.	196	JOYCE	Kerry	RSA	8.912	7.762	7.712	8.162	32.548
76.	24	DEBRAS	Caroline	BEL	8.475	7.337	8.387	8.325	32.524
77.	124	DENTI	Giorgia	ITA	8.350	8.062	7.875	8.237	32.524
78.	148	MISIUGINA	Irina	LAT	8.525	7.487	8.312	8.150	32.474
79.	219	LEHTSKA	Dobroslava	SVK	8.387	7.475	8.300	8.237	32.399
80.	83	PALMU	Jaana	FIN	8.287	8.050	7.900	8.050	32.287

Femmes

Women

Compétition I: Qualifications

Competition I: Qualification





Time: 22:04

Date: 30-10-2001

Page: 3

CLASSEMENT FINAL

FINAL RESULTS

Rang	Num	Nom	Prénom	Féd					TOTAL
Rank	Num	Name	Firstname	Fed					
81.	175	BOISVERT	Marie Eve	NOR	8.700	7.962	7.312	8.275	32.249
82.	65	RADKOVA	Michaela	CZE	8.737	7.700	7.587	8.200	32.224
83.	120	MORELI	Michal	ISR	8.712	7.962	7.500	8.025	32.199
84.	172	BERGER	Lotte	NOR	8.450	7.325	8.037	8.337	32.149
85.	149	SOUSHITCKA	Anna	LAT	8.325	7.525	8.100	8.087	32.037
86.	153	KOVALIOVA	Julia	LTU	8.637	8.237	7.487	7.562	31.923
87.	52	GILMORE	Crystal	CAN	8.837	7.300	7.662	8.012	31.811
88.	49	TODOROVA	Radostina	BUL	7.912	7.587	7.875	8.425	31.799
89.	178	HANSSON	Henriette	NOR	8.587	7.200	8.175	7.825	31.787
90.	231	MARZOUK	Leonie	TUN	8.725	7.650	6.787	8.550	31.712
91.	147	KOSHEVETCA	Viktoria	LAT	8.862	7.150	7.612	8.087	31.711
92.	5	CONDE	Daniela	ARG	8.312	6.987	7.987	8.412	31.698
93.	201	SCHULTZ	Tamaryn	RSA	8.600	7.900	7.175	8.012	31.687
94.	118	VIGH	Reka	HUN	7.875	7.500	7.900	8.312	31.587
95.	252	ARIANDZA	Ariadne	VEN	8.987	6.050	8.225	8.287	31.549
96.	139	JI Hae-Sung		KOR	8.550	7.837	7.075	8.050	31.512
97.	202	NOLAN	Ailish	RSA	8.325	7.912	7.575	7.587	31.399
98.	114	SZIKORA	Zjanett	HUN	8.787	7.262	7.625	7.512	31.186
99.	21	PICCARDI	Heidi	AUT	8.350	7.012	7.825	7.912	31.099
100.	140	CHOI	Mi-Sun	KOR	8.537	7.537	6.712	8.275	31.061
101.	182	SKOWRONSKA	Malgorzata	POL	8.950	6.450	7.200	8.312	30.912
102.	50	IVANOVA	Antonia	BUL	7.850	7.375	7.962	7.637	30.824
103.	142	PARK	Mi-Kyung	KOR	7.812	7.837	7.550	7.600	30.799
104.	162	MOGOLLON	Lyerida	MEX	8.462	7.475	6.437	8.375	30.749
105.	227	CHEN	Hsin Hui	TPE	7.512	7.237	8.137	7.837	30.723
106.	117	PAP	Irisz	HUN	8.700	6.025	7.362	8.600	30.687
107.	150	NOSENKO	Jana	LAT	8.712	6.387	7.450	8.125	30.674
108.	212	MARKUS	Janja	SLO	8.475	6.200	8.100	7.887	30.662
109.	156	TALBI	Feriel	LUX	8.187	6.625	8.150	7.600	30.562
110.	185	BARCZYNSKA	Joanna	POL	8.037	7.112	7.325	8.087	30.561
111.	223	DRABIKOVA	Jana	SVK	8.175	6.525	7.662	7.950	30.312
112.	6	PARIGI	Gabriela	ARG	8.025	7.675	6.612	7.987	30.299
113.	22	OBERHAUSER	Verena	AUT	8.262	7.387	6.887	7.762	30.298
114.	81	SKYTТА	Maria	FIN	8.437	6.450	7.375	7.962	30.224
115.	151	DIKINA	Natalia	LAT	8.412	6.812	7.150	7.837	30.211
116.	154	KAZDAILEVICIUTE	Ingrida	LTU	8.312	7.675	6.812	7.337	30.136
117.	19	HEIN	Sonja	AUT	8.475	6.662	7.737	7.137	30.011
118.	229	TSAI	Min Hsin	TPE	7.962	6.000	8.012	7.762	29.736
119.	228	CHIANG	Pi-Msuan	TPE	7.425	7.250	6.875	8.175	29.725
120.	84	ALMENOSKA	Annuikka	FIN	8.712	6.475	6.662	7.587	29.436

Femmes

Women

Compétition I: Qualifications

Competition I: Qualification





Time: 22:04

Date: 30-10-2001

Page: 4

CLASSEMENT FINAL

FINAL RESULTS

Rang	Num	Nom	Prénom	Féd					TOTAL
Rank	Num	Name	Firstname	Fed					
121.	20	HOETZMANNSEDER	Sandra	AUT	8.450	5.875	6.725	7.737	28.787
122.	141	KIM	Ra-Ra	KOR	8.612	5.462	6.787	7.687	28.548
123.	8	AGABALYAN	Ani	ARM	8.162	5.037	6.762	8.112	28.073
124.	254	TUMPA	Debnath	IND	7.725	5.750	6.700	6.987	27.162
125.	245	MILES	Ashley	USA	9.300	8.500		9.225	27.025
126.	75	MOYA	Esther	ESP	9.037	8.675	9.025		26.737
127.	14	TANNER	Kylie	AUS	8.962		8.387	9.000	26.349
128.	56	OULETTE	Joelle	CAN	8.925		8.287	9.087	26.299
129.	103	WELLER	Gabi	GER	9.175	8.612	8.500		26.287
130.	74	PLANAS	Alba	ESP		9.050	8.675	8.450	26.175
131.	87	HARS	Magaly	FRA	8.762		7.912	8.675	25.349
132.	104	HOFMANN	Gritt	GER	8.825		7.387	8.687	24.899
133.	88	FURNON	Ludivine	FRA		7.525	8.550	8.475	24.550
134.	67	MARESOVA	Katerina	CZE	8.625	7.875	7.725		24.225
135.	70	KUNCOVA	Nela	CZE	8.500		7.350	8.300	24.150
136.	174	KLEPPE	Astrid Selland	NOR	8.250		7.700	8.075	24.025
137.	69	OBONOVA	Zusana	CZE	0.000	7.125	8.387	8.375	23.887
138.	26	DE WULF	Ludivine	BEL	8.400		7.012	8.462	23.874
139.	2	SIROLLI	Merina	ARG		7.337	7.937	8.325	23.599
140.	79	ISOMAKI	Kaisa	FIN	8.137	7.475	7.912		23.524
141.	111	KASTRITSI	Dimitra	GRE	8.925		6.362	8.087	23.374
142.	184	SZTETNER	Anna	POL	8.925		6.775	7.625	23.325
143.	85	TAAVISTAINEN	Tiina	FIN	8.562		6.400	7.350	22.312
144.	173	LUND	Siri	NOR		6.400	7.600	8.175	22.175
145.	257	ROMIKA		IND	7.975	2.587	5.787	5.100	21.449
146.	215	WIJERATHNA	Danushka	SRI	7.150		6.012	6.575	19.737
147.	255	SUNDARI	Mondal	IND	7.825		5.075	6.575	19.475
148.	159	MAGANA	Brenda	MEX	7.737	2.937		8.625	19.299
149.	190	ULMEANU	Andrea	ROM	9.287			9.325	18.612
150.	76	PARERA	Ana	ESP	9.000			9.000	18.000
151.	238	YAROTSKA	Irina	UKR		9.062	8.800		17.862
152.	258	MEENAKSHI		IND	7.637	3.562		5.987	17.186
153.	45	BORDA	Coral	BRA	8.837	8.187			17.024
154.	40	SALANI	Stefani	BRA			8.650	8.312	16.962
155.	259	SUKHBIR	Kaur	IND	7.462	3.400	6.062		16.924
156.	107	SCHUETZ	Conny	GER		8.475		8.362	16.837
157.	256	RAKHI	Debnath	IND		4.200	5.475	6.875	16.550
158.	233	SIRENKO	Natalia	UKR	8.900			7.625	16.525
159.	90	PASQUET	Elisa	FRA	8.412	8.012			16.424
160.	176	HANNSON	Kathrine	NOR	8.475	7.875			16.350

Femmes

Women

Compétition I: Qualifications

Competition I: Qualification





Time: 22:04

Date: 30-10-2001

Page: 5

CLASSEMENT FINAL

FINAL RESULTS

Rang	Num	Nom	Prénom	Féd					TOTAL
Rank	Num	Name	Firstname	Fed					
161.	194	IONESCU	Carmen	ROM		6.862	9.362		16.224
162.	115	FELLNER	Andrea	HUN	8.100			8.087	16.187
163.	113	MURAI	Beata	HUN		7.537	7.262		14.799
164.	80	OKSANEN	Riina	FIN		6.612		7.837	14.449
165.	243	TIDD	Rachel	USA			9.212		9.212
166.	53	PLANTE	Amelie	CAN		8.512			8.512
167.	33	ZARZHITSKAYA	Marina	BLR	8.225				8.225
168.	37	RYHARENKA	Tatiana	BLR			7.962		7.962
169.	13	ZARNAY	Jessica	AUS		7.900			7.900
170.	25	PERSOON	Sigrid	BEL		7.450			7.450
171.	68	PAVYRKOVA	Katerina	CZE		7.187			7.187
172.	144	LEE	Soo-Jin	KOR				6.600	6.600

Nb 137 KOROTKOVA Alexandra, is disqualified for being under the age limit.

Femmes

Women

Compétition IV: Finale par équipe

Competition IV: Team Final





Time: 21:26

Date: 31-10-2001

Page: 1

CLASSEMENT FINAL PAR EQUIPES

TEAM FINAL RESULTS

Rang Num	Nom Prénom	Féd					TOTAL	
Rank Num	Name Firstname	Fed						
1.	46 ROMANIA	ROM						
188	RADUCAN,Andrea		9.425	8.525	9.675	9.562	37.187	(1)
189	BOBOC,Loredana							
190	ULMEANU,Andrea		9.237			9.075	18.312	(20)
191	STROESCU,Silvia			8.762	9.400		18.162	(21)
193	COJOCAR,Sabina		9.399	8.587		9.175	27.161	(13)
194	IONESCU,Carmen				9.387		9.387	(28)
	TOTAL		28.061	25.874	28.462	27.812	110.209	
2.	48 RUSSIA	RUS						
204	KHORKINA,Svetlana		8.656	9.700	8.862	9.250	36.468	(2)
205	EJOVA,Ludmila			9.225	9.450	8.987	27.662	(12)
207	ZAMOLODCHIKOVA,Elena							
209	ZASSYPKINA,Maria		9.312				9.312	(30)
210	ZIGANSHIVA,Natalia		9.056	8.400	9.175	8.950	35.581	(5)
	TOTAL		27.024	27.325	27.487	27.187	109.023	
3.	58 UNITED STATES	USA						
241	BHARDWAJ,Mohini		9.387				9.387	(28)
243	TIDD,Rachel		9.168		8.150		17.318	(24)
244	SCHWIKERT,Tasha			9.087	9.237	9.350	27.674	(11)
245	MILES,Ashley		9.174	8.625		8.987	26.786	(15)
246	YIM,Tabitha				8.937	9.412	18.349	(19)
247	HEENAN,Katie			9.000			9.000	(33)
	TOTAL		27.729	26.712	26.324	27.749	108.514	
4.	21 SPAIN	ESP						
72	CUSIDO,Marta		9.043			8.925	17.968	(22)
73	MORO,Sara		9.043	8.950	9.262	9.200	36.455	(3)
74	PLANAS,Alba			8.600			8.600	(37)
75	MOYA,Esther		9.031		7.725		16.756	(26)
76	PARERA,Ana							
77	GOMEZ,Elena			8.237	9.062	9.500	26.799	(14)
	TOTAL		27.117	25.787	26.049	27.625	106.578	

Femmes

Women

Compétition IV: Finale par équipe

Competition IV: Team Final





Time: 21:26

Date: 31-10-2001

Page: 2

CLASSEMENT FINAL PAR EQUIPES

TEAM FINAL RESULTS

Rang Num	Nom Prénom	Féd					TOTAL
Rank Num	Name Firstname	Fed					
5.	42	NETHERLANDS	NED				
165	ENDEL,Renske			9.100			9.100 (32)
166	NUIJTEN,Monique		8.943				8.943 (35)
167	VIOLA,Kimberly						
168	VALENTIJN,Rikst				8.887	9.037	17.924 (23)
169	WAMMES,Gabrielle		9.131	7.762	8.337	9.162	34.392 (8)
170	VAN DE LEUR,Verona		9.212	9.387	8.450	9.087	36.136 (4)
	TOTAL		27.286	26.249	25.674	27.286	106.495
6.	57	UKRAINE	UKR				
234	ROSCHUPKINA,Olga						
235	YAROSH,Tatiana		8.737	9.050		8.700	26.487 (17)
237	KVASHA,Alona		8.981		8.625	9.012	26.618 (16)
238	YAROTSKA,Irina			8.962	8.250		17.212 (25)
239	SIROBABA,Natalia		9.099	8.250	9.100	7.550	33.999 (9)
	TOTAL		26.817	26.262	25.975	25.262	104.316
7.	4	AUSTRALIA	AUS				
10	DUNN,Jacqui			6.475	8.637		15.112 (27)
11	SLATER,Allana		9.037	9.000	7.525	9.437	34.999 (6)
12	CROAK,Alexandra		8.874		8.362	9.037	26.273 (18)
13	ZARNAY,Jessica			8.725			8.725 (36)
14	TANNER,Kylie					8.575	8.575 (39)
15	JOHNSTON,Allison		9.193				9.193 (31)
	TOTAL		27.104	24.200	24.524	27.049	102.877
8.	26	GERMANY	GER				
103	WELLER,Gabi		8.950				8.950 (34)
104	HOFMANN,Gritt					8.500	8.500 (40)
105	SCHWEIGERT,Birgit		8.875	8.037	8.587	8.387	33.886 (10)
106	ABEL,Katja				8.600		8.600 (37)
107	SCHUETZ,Conny			8.325			8.325 (41)
108	BRUEGGEMANN,Lisa		9.000	8.712	8.250	8.625	34.587 (7)
	TOTAL		26.825	25.074	25.437	25.512	102.848

Femmes

Women

Compétition I: Qualifications

Competition I: Qualification

Time: 22:04

Date: 30-10-2001

Page: 1

CLASSEMENT FINAL PAR EQUIPES

TEAM FINAL RESULTS

Rang	Num	Fédération						TOTAL
Rank	Num	Federation						
1.	46	ROMANIA	ROM	37.061	34.574	37.686	37.325	146.646
2.	58	UNITED STATES	USA	37.037	35.274	35.849	36.987	145.147
3.	42	NETHERLANDS	NED	36.462	36.436	35.087	36.174	144.159
4.	48	RUSSIA	RUS	36.999	37.249	35.099	34.787	144.134
5.	21	SPAIN	ESP	36.274	35.737	35.412	35.374	142.797
6.	4	AUSTRALIA	AUS	36.024	34.961	34.361	36.137	141.483
7.	57	UKRAINE	UKR	35.299	35.437	34.699	35.124	140.559
8.	26	GERMANY	GER	36.287	33.999	33.875	34.586	138.747
9.	24	GREAT BRITAIN	GBR	35.624	33.773	33.887	35.387	138.671
10.	12	CANADA	CAN	36.024	33.373	33.536	35.573	138.506
11.	10	BRAZIL	BRA	35.899	33.711	32.999	35.711	138.320
12.	23	FRANCE	FRA	35.211	32.661	33.237	35.162	136.271
13.	8	BELARUS	BLR	34.749	33.574	33.799	33.986	136.108
14.	11	BULGARIA	BUL	33.899	31.936	33.062	33.762	132.659
15.	7	BELGIUM	BEL	34.737	31.837	31.199	34.112	131.885
16.	52	SLOVAKIA	SVK	34.399	31.962	31.674	33.824	131.859
17.	18	CZECH REPUBLIC	CZE	35.149	30.149	31.661	33.550	130.509
18.	2	ARGENTINA	ARG	34.474	31.561	30.936	33.511	130.482
19.	43	NORWAY	NOR	34.212	30.362	31.512	32.862	128.948
20.	28	HUNGARY	HUN	34.274	30.649	30.662	33.349	128.934
21.	47	SOUTH AFRICA	RSA	33.862	31.786	30.412	32.161	128.221
22.	37	LATVIA	LAT	34.511	28.974	31.474	32.449	127.408
23.	22	FINLAND	FIN	33.998	28.612	29.849	31.436	123.895
24.	35	KOREA	KOR	33.511	28.673	28.124	31.612	121.920
25.	5	AUSTRIA	AUT	33.537	26.936	29.174	30.548	120.195
26.	44	POLAND	POL	35.149	21.874	29.125	32.736	118.884
27.	29	INDIA	IND	31.162	16.912	24.024	26.424	98.522

Femmes

Women

Compétition III: Finales par engins

Competition III: Apparatus finals


Time: 17:41

Date: 03-11-2001

Page: 1

XX.XXX = Note Modified

NOTES DES JUGES
INDIVIDUAL JUDGES SCORES



Rang	Num	Nom	Prénom	Féd	SV	J1	J2	J3	J4	J5	J6	Pen.
Rank	Num	Name	Firstname	Fed	SV	SVK	CAN	RSA	ISR	TPE	KOR	
1.	204	KHORKINA	Svetlana	RUS	9.80	9.50	9.50	9.45	9.40	9.40	9.40	9.437
2.	165	ENDEL	Renske	NED	10	9.45	9.45	9.40	9.45	9.40	9.35	9.425
3.	247	HEENAN	Katie	USA	9.80	9.20	9.15	9.25	9.25	9.10	9.30	9.212
4.	73	MORO	Sara	ESP	9.80	8.85	8.70	8.70	8.85	9.00	9.05	8.850
5.	32	ZHARHANOVA	Tatiana	BLR	9.80	8.75	8.90	8.65	8.90	8.85	8.80	8.825
6.	205	EJOVA	Ludmila	RUS	9.90	8.60	8.60	8.60	8.55	8.95	8.70	8.625
6.	10	DUNN	Jacqui	AUS	9.80	8.65	8.50	8.35	8.80	8.90	8.55	8.625
8.	170	VAN DE LEUR	Verona	NED	9.40	8.40	8.50	8.45	8.30	8.65	8.20	8.412

Femmes

Women

Compétition III: Finales par engins

Competition III: Apparatus finals


Time: 16:53

Date: 03-11-2001

Page: 1

XX.XXX = Note Modified

NOTES DES JUGES
INDIVIDUAL JUDGES SCORES



Rang	Num	Nom	Prénom	Féd	SV	J1	J2	J3	J4	J5	J6	Pen.	
Rank	Num	Name	Firstname	Fed	SV	SWE	AUT	AUS	BEL	BUL	CHN		
1.	204	KHORKINA	Svetlana	RUS	9.70 9.90	9.30 9.20	9.35 9.50	9.40 9.55	9.30 9.35	9.40 9.60	9.35 9.50	9.350 9.412	9.412
2.	250	CHUSOVITINA	Oksana	UZB	9.80 9.80	9.15 9.45	9.40 9.35	9.40 9.50	9.20 9.35	9.10 9.45	9.40 9.40	9.287 9.412	9.349
3.	188	RADUCAN	Andrea	ROM	9.60 9.80	9.15 9.35	9.00 9.40	9.15 9.35	9.05 9.40	9.20 9.35	9.15 9.35	9.125 9.362	9.243
4.	66	KOMRSKOVA	Jana	CZE	9.70 9.60	9.20 9.20	9.25 9.15	9.20 9.20	9.20 9.15	9.30 9.15	9.30 9.20	9.237 9.175	9.206
5.	190	ULMEANU	Andrea	ROM	9.80 9.60	9.15 8.95	9.30 8.95	9.35 8.95	9.25 8.95	9.45 9.25	9.25 8.95	9.287 8.950	9.118
6.	170	VAN DE LEUR	Verona	NED	9.80 9.50	9.35 8.75	9.40 8.90	9.35 8.75	9.40 9.00	9.40 9.05	9.35 8.70	9.375 8.850	9.112
7.	241	BHARDWAJ	Mohini	USA	9.80 9.30	9.35 8.55	9.35 8.60	9.35 8.60	9.30 8.80	9.45 8.85	9.45 8.80	9.375 8.700	9.037
8.	245	MILES	Ashley	USA	9.70 9.20	9.30 8.25	9.40 8.10	9.35 8.25	9.30 8.20	9.30 8.20	9.20 8.30	9.312 8.225	8.768