

Jeux olympiques 1992 à Barcelone

Gymnastique masculine: classement individuel all around (concours II)








									
25	Engeler Michael	SUI	9.675	9.575	9.300	9.575	9.425	9.275	56.825
26	Kroll Sylvio	GER	9.275	9.800	9.575	9.425	9.500	9.125	56.700
27	Chinen Takashi	JPN	9.575	9.125	9.550	9.375	9.625	9.425	56.675
28	Fajkuszc Csaba	HUN	9.625	9.550	9.400	9.350	8.900	9.725	56.550
29	Pae Gil-Su	PRK	9.300	9.875	9.425	9.350	9.625	8.950	56.525
30	Rizan Marian	ROM	9.125	9.700	9.175	9.450	9.625	9.400	56.475
31	Casimir Patrice	FRA	9.475	9.650	9.475	9.575	8.675	9.575	56.425
32	Darrigade S.	FRA	9.600	9.150	9.250	9.500	9.425	9.450	56.375
33	May James	GBR	9.650	9.450	9.325	9.075	9.325	9.525	56.350
34	Roethlisberger	USA	8.400	9.700	9.525	9.500	9.425	9.550	56.100
35	Waller M. Chris	USA	8.575	9.125	9.450	9.375	9.600	9.576	55.800
36	Hibbert Curtis	CAN	8.200	9.300	9.025	9.050	9.500	9.050	54.125

TABLE 1
 Mean values of the variables measured in the 1000 m test

Variable	Mean	SD	95% CI	95% CI	95% CI	95% CI
Time (min)	10.1	0.4	9.3	10.9	10.0	10.2
HR (b·min ⁻¹)	170	10	155	185	165	175
VO ₂ (l·min ⁻¹)	30.0	1.5	27.0	33.0	29.0	31.0
VO ₂ max (l·min ⁻¹)	35.0	1.5	32.0	38.0	34.0	36.0
VO ₂ max (ml·kg ⁻¹ ·min ⁻¹)	45.0	1.5	42.0	48.0	44.0	46.0
VO ₂ max (l·min ⁻¹)	35.0	1.5	32.0	38.0	34.0	36.0
VO ₂ max (ml·kg ⁻¹ ·min ⁻¹)	45.0	1.5	42.0	48.0	44.0	46.0