

Jeux Olympiques 1984 Los Angeles

Gymnastique masculine: classement individuel des 36 meilleurs gymnastes (concours 2)







		Réserve							Total	TOTAL	
01	Gushiken, Koji	JPN	59.100	9.90	9.90	9.95	10.00	9.90	9.95	59.60	118.700
02	Vidmar, Peter	USA	59.275	9.80	9.90	9.90	9.90	9.90	10.00	59.40	118.675
03	Li, Ning	CHN	59.225	9.90	9.95	9.90	9.90	9.80	9.90	59.35	118.575
04	Tong, Fei	CHN	59.200	9.90	9.90	9.90	9.90	9.75	10.00	59.35	118.550
05	Gaylord, Mitchell	USA	59.075	9.85	9.90	9.95	9.90	9.90	9.95	59.45	118.525
06	Conner, Bart	USA	59.150	9.85	9.90	9.90	9.80	9.85	9.90	59.20	118.350
07	Xu, Zhiqiang	CHN	59.075	9.90	9.90	9.90	9.90	9.90	9.65	59.15	118.225
08	Kajitani, Nobuyuki	JPN	58.475	9.75	9.90	9.90	9.90	9.90	9.55	58.90	117.375
09	Hirata, Noritoshi	JPN	58.400	9.85	9.70	9.90	9.80	9.65	9.90	58.80	117.200
10	Geiger, Jürgen	RFA	58.375	9.70	9.60	9.90	9.90	9.45	9.75	58.30	116.675
11	Zellweger, Josef	SUI	58.200	9.70	9.80	9.80	9.70	9.55	9.80	58.35	116.550
12	Lehmann, Markus	SUI	58.150	9.70	9.75	9.60	9.65	9.55	9.80	58.05	116.200
13	Chang, Tae-eun	KOR	57.650	9.85	9.55	9.80	9.85	9.75	9.70	58.50	116.150
14	Nicula, Emilian	ROM	57.825	9.50	9.65	9.90	9.75	9.55	9.85	58.20	116.025
15	Pintea, Valentin	ROM	58.050	9.90	9.80	9.35	9.70	9.40	9.80	57.95	116.000
	Cairon, Jean-Luc	FRA	58.050	9.80	9.80	9.90	9.80	9.40	9.25	57.95	116.000
17	Japtok, Andreas	RFA	58.100	9.60	9.70	9.80	9.70	9.55	9.40	57.75	115.850
18	Chartrand, Philippe	CAN	57.875	9.45	9.50	9.90	9.80	9.20	9.95	57.80	115.675
19	Long, Warren	CAN	57.525	9.80	9.60	9.80	9.75	9.45	9.70	58.10	115.625
20	Suty, Joel	FRA	57.750	9.65	9.80	9.70	9.75	9.60	9.25	57.75	115.500
21	Winkler, Daniel	RFA	58.200	8.90	9.65	9.75	9.80	9.65	9.30	57.05	115.250
22	Vatuone, Philippe	FRA	57.725	9.85	9.10	9.80	9.70	9.05	9.80	57.30	115.025
23	Pineda, Antonio	MEX	57.250	9.70	9.85	9.50	9.70	9.50	9.45	57.70	114.950
24	Morris, Andrew	GBR	57.200	9.65	9.60	9.80	9.70	9.60	9.35	57.70	114.900
25	Soler, Miguel	ESP	57.200	9.60	9.65	9.80	9.75	9.15	9.70	57.65	114.850

TABLE 1	
Summary of the 1997-1998 season	
Year	Number of cases
1997	10
1998	10
1999	10
2000	10
2001	10
2002	10
2003	10
2004	10
2005	10
2006	10
2007	10
2008	10
2009	10
2010	10
2011	10
2012	10
2013	10
2014	10
2015	10
2016	10
2017	10
2018	10
2019	10
2020	10
2021	10
2022	10
2023	10
2024	10
2025	10
2026	10
2027	10
2028	10
2029	10
2030	10