








Jeux Olympiques 1984 Los Angeles

Gymnastique masculine: classement par équipes

									
01 USA	Exercices imposés	49.10	49.45	48.90	49.30	49.35	49.20	295.30	591.40
	Exercices à volonté	48.95	49.10	49.50	49.35	49.60	49.60	296.10	
02 CHN	Exercices imposés	49.00	49.20	48.35	49.40	48.80	49.50	294.25	590.80
	Exercices à volonté	49.60	48.70	49.75	49.30	49.55	49.65	296.55	
03 JPN	Exercices imposés	48.45	47.95	48.85	49.10	48.60	49.45	292.40	586.70
	Exercices à volonté	49.40	48.10	49.15	49.15	49.40	49.10	294.30	
04 RFA	Exercices imposés	48.15	47.90	47.85	49.20	48.75	48.45	290.30	582.10
	Exercices à volonté	48.55	48.40	48.90	48.50	48.80	48.65	291.80	
05 SUI	Exercices imposés	48.10	47.90	47.95	49.10	47.90	49.00	289.95	579.95
	Exercices à volonté	48.15	47.80	48.65	48.60	47.55	49.25	290.00	
06 FRA	Exercices imposés	47.85	47.95	47.00	48.90	47.35	48.60	287.65	578.25
	Exercices à volonté	48.40	47.55	48.45	48.65	48.55	49.00	290.60	
07 CAN	Exercices imposés	47.60	47.75	47.75	48.90	48.10	48.75	288.85	577.15
	Exercices à volonté	48.30	47.00	48.90	48.60	47.30	48.20	288.30	
08 KOR	Exercices imposés	47.85	46.70	46.80	48.60	48.35	48.85	287.15	574.95
	Exercices à volonté	47.35	47.75	48.40	48.15	47.30	48.85	287.80	
09 GBR	Exercices imposés	47.75	46.55	47.70	49.05	46.90	48.35	286.30	571.00
	Exercices à volonté	46.65	46.80	48.60	48.35	46.35	47.95	284.70	

Year	Number of cases		Rate per 100,000	
	Number	Rate	Number	Rate
1970	1,000	1.5	1,000	1.5
1971	1,100	1.6	1,100	1.6
1972	1,200	1.7	1,200	1.7
1973	1,300	1.8	1,300	1.8
1974	1,400	1.9	1,400	1.9
1975	1,500	2.0	1,500	2.0
1976	1,600	2.1	1,600	2.1
1977	1,700	2.2	1,700	2.2
1978	1,800	2.3	1,800	2.3
1979	1,900	2.4	1,900	2.4
1980	2,000	2.5	2,000	2.5
1981	2,100	2.6	2,100	2.6
1982	2,200	2.7	2,200	2.7
1983	2,300	2.8	2,300	2.8
1984	2,400	2.9	2,400	2.9
1985	2,500	3.0	2,500	3.0
1986	2,600	3.1	2,600	3.1
1987	2,700	3.2	2,700	3.2
1988	2,800	3.3	2,800	3.3
1989	2,900	3.4	2,900	3.4
1990	3,000	3.5	3,000	3.5
1991	3,100	3.6	3,100	3.6
1992	3,200	3.7	3,200	3.7
1993	3,300	3.8	3,300	3.8
1994	3,400	3.9	3,400	3.9
1995	3,500	4.0	3,500	4.0
1996	3,600	4.1	3,600	4.1
1997	3,700	4.2	3,700	4.2
1998	3,800	4.3	3,800	4.3
1999	3,900	4.4	3,900	4.4
2000	4,000	4.5	4,000	4.5
2001	4,100	4.6	4,100	4.6
2002	4,200	4.7	4,200	4.7
2003	4,300	4.8	4,300	4.8
2004	4,400	4.9	4,400	4.9
2005	4,500	5.0	4,500	5.0
2006	4,600	5.1	4,600	5.1
2007	4,700	5.2	4,700	5.2
2008	4,800	5.3	4,800	5.3
2009	4,900	5.4	4,900	5.4
2010	5,000	5.5	5,000	5.5
2011	5,100	5.6	5,100	5.6
2012	5,200	5.7	5,200	5.7
2013	5,300	5.8	5,300	5.8
2014	5,400	5.9	5,400	5.9
2015	5,500	6.0	5,500	6.0
2016	5,600	6.1	5,600	6.1
2017	5,700	6.2	5,700	6.2
2018	5,800	6.3	5,800	6.3
2019	5,900	6.4	5,900	6.4
2020	6,000	6.5	6,000	6.5
2021	6,100	6.6	6,100	6.6
2022	6,200	6.7	6,200	6.7
2023	6,300	6.8	6,300	6.8
2024	6,400	6.9	6,400	6.9
2025	6,500	7.0	6,500	7.0