

Coupe du Monde 1980 à Toronto

Classement individuel: gymnastique féminine





						TOTAL	
01	Zakharova, Stella	URS	9.850	9.700	9.650	9.900	39.100
02	Gnauck, Maxi	RDA	9.700	9.900	9.500	9.900	39.000
03	Kräker, Steffi	RDA	9.650	9.800	9.600	9.700	38.750
04	Grigoras, Cristine	ROM	9.700	9.600	9.650	9.750	38.700
	Labakova, Jana	TCH	9.700	9.650	9.600	9.750	38.700
06	Zemanova, Radka	TCH	9.350	9.650	9.700	9.700	38.400
07	Naymoushina, Elena	URS	9.500	9.100	9.800	9.900	38.300
08	Eberle, Emilia	ROM	9.450	9.200	9.700	9.800	38.150
	Mareckova, Eva	TCH	9.600	9.600	9.250	9.700	38.150
	Zhu, Zheng	CHN	9.600	9.650	9.450	9.450	38.150
11	Csanyi, Erika	HUN	9.550	9.650	9.200	9.700	38.100
	Toneva, Krassimira	BUL	9.600	9.300	9.600	9.600	38.100
13	Filatova, Maria	URS	9.500	9.650	9.650	9.250	38.050
14	Egervari, Marta	HUN	9.550	9.600	9.300	9.550	38.000
15	Rensch, Katerina	RDA	9.500	9.600	8.950	9.750	37.800
16	Flander, Erika	HUN	9.500	9.000	9.450	9.650	37.600
17	Goermann, Monica	CAN	8.750	9.600	9.200	9.500	37.050
18	Topalova, Silvia	BUL	9.200	9.550	9.400	8.700	36.850
19	Hawco, Sherry	CAN	8.950	9.350	9.500	9.000	36.800
20	Schlegel, Elfi	CAN	9.700	7.350	8.900	9.550	35.500

Table 1. Summary of the study

Study	Year	Country	Sample Size (n)	Age Range (years)	Gender (M/F)	Study Design	Key Findings
1	2010	USA	100	18-25	50/50	Experimental	High accuracy in emotion recognition
2	2012	UK	150	20-30	75/75	Survey	Correlation between self-reported and observed emotions
3	2015	Canada	200	25-35	100/100	Experimental	Impact of facial feedback on emotion recognition
4	2018	India	300	18-30	150/150	Survey	Cultural differences in emotion expression
5	2020	Germany	120	20-40	60/60	Experimental	Effect of social context on emotion recognition

Coupe du Monde 1980 à Toronto

Finales individuelles par engins

<i>Saut</i>		Réserve	Finale	Total
01 Zakharova, Stella	URS	9.850	9.750	19.600
02 Labakova, Jana	TCH	9.700	9.650	19.350
03 Grigoras, Cristine	ROM	9.700	9.600	19.300
Schlegel, Elfi	CAN	9.700	9.600	19.300
05 Kräker, Steffi	RDA	9.650	9.625	19.275
06 Gnauck, Maxi	RDA	9.700	9.500	19.200
07 Mareckova, Eva	TCH	9.600	9.375	18.975
08 Zhu, Zeng	CHN	9.600	9.200	18.800

Barres asymétriques

01 Gnauck, Maxi	RDA	9.900	9.900	19.800
02 Kräker, Steffi	RDA	9.800	9.800	19.600
03 Zhu, Zeng	CHN	9.650	9.700	19.350
04 Csanyi, Erika	HUN	9.650	9.600	19.250
05 Zakharova, Stella	URS	9.700	9.500	19.200
Zemanova, Radka	TCH	9.650	9.550	19.200
07 Labakova, Jana	TCH	9.650	9.250	18.900
08 Filatova, Maria	URS	9.650	9.150	18.800

Poutre

01 Naymoushina, Elena	URS	9.800	9.800	19.600
02 Filatova, Maria	URS	9.650	9.800	19.450
Zemanova, Radka	TCH	9.700	9.750	19.450
04 Kräker, Steffi	RDA	9.600	9.750	19.350
Toneva, Krassimira	BUL	9.600	9.750	19.350
06 Eberle, Emilia	ROM	9.700	9.600	19.300
07 Labakova, Jana	TCH	9.600	9.500	19.100
08 Grigoras, Cristine	ROM	9.650	9.250	18.900

Exercices au sol

01 Gnauck, Maxi	RDA	9.900	9.900	19.800
02 Zakharova, Stella	URS	9.900	9.800	19.700
Naymoushina, Elena	URS	9.900	9.800	19.700
04 Eberle, Emilia	ROM	9.800	9.800	19.600
05 Grigoras, Cristine	ROM	9.750	9.700	19.450
Labakova, Jana	TCH	9.750	9.700	19.450
07 Mareckova, Eva	TCH	9.700	9.500	19.200
08 Rensch, Katerina	RDA	9.750	9.300	19.050

Table 1. (continued)

Country	Year	Age	Gender	Sample size
China	2008	18-29	Male	100
China	2008	18-29	Female	100
China	2008	30-39	Male	100
China	2008	30-39	Female	100
China	2008	40-49	Male	100
China	2008	40-49	Female	100
China	2008	50-59	Male	100
China	2008	50-59	Female	100
China	2008	60-69	Male	100
China	2008	60-69	Female	100
China	2008	70-79	Male	100
China	2008	70-79	Female	100
China	2008	80-89	Male	100
China	2008	80-89	Female	100
China	2008	90-99	Male	100
China	2008	90-99	Female	100