

Coupe du monde 1986 à Beijing

Classement individuel: gymnastique féminine






						
01 Chouchounova Elena	URS	10.000	9.975	9.875	9.975	39.825
02 Silivas Daniela	ROM	9.875	9.950	9.925	9.950	39.700
03 Omeliantchik Oksana	URS	9.900	9.925	9.925	9.850	39.600
04 Szabo Ecaterina	ROM	9.825	9.800	9.775	9.800	39.200
05 Ricna Hana	TCH	9.600	9.850	9.825	9.850	39.125
06 Stojanova Borjana	BUL	9.750	9.700	9.700	9.800	38.950
07 Huang Qun	CHN	9.650	9.800	9.825	9.600	38.875
08 Polokova Iveta	TCH	9.675	9.600	9.700	9.775	38.750
09 Voinea Camelia	ROM	9.775	9.675	9.125	9.975	38.550
10 Yurtchenko Natalia	URS	9.850	9.025	9.775	9.775	38.425
11 Demireva Bojanka	BUL	9.825	9.700	9.700	9.025	38.250
12 Yang Yanli	CHN	9.700	9.675	9.400	9.425	38.200
13 Garisson Kelly	USA	9.700	8.450	9.275	9.550	36.975
14 Mar Sabrina	USA	8.950	9.675	8.525	9.650	36.800

Figure 10.10

continued

Year	1990	1991	1992	1993	1994	1995
1990	100	100	100	100	100	100
1991	100	100	100	100	100	100
1992	100	100	100	100	100	100
1993	100	100	100	100	100	100
1994	100	100	100	100	100	100
1995	100	100	100	100	100	100

Coupe du monde 1986 à Beijing

Finales individuelles par engins

<i>Saut de cheval</i>		Concours général	Finale	Total
01 Chouchounova Elena	URS	10.000	9.900	19.900
02 Omeliantchik Oksana	URS	9.900	9.900	19.800
03 Szabo Ecaterina	ROM	9.825	9.950	19.775
04 Silivas Daniela	ROM	9.875	9.875	19.750
05 Demireva Bojanka	BUL	9.825	9.800	19.625
06 Stojanova Borjana	BUL	9.750	9.775	19.525
07 Garisson Kelly	USA	9.700	9.388	19.088
08 Yang Yanli	CHN	9.700	9.313	19.013

Barres asymétriques

01 Chouchounova Elena	URS	9.975	9.950	19.925
02 Omeliantchik Oksana	URS	9.925	9.975	19.900
03 Silivas Daniela	ROM	9.950	9.900	19.850
04 Ricna Hana	TCH	9.850	9.900	19.750
05 Szabo Ecaterina	ROM	9.800	9.875	19.675
06 Huang Qun	CHN	9.800	9.825	19.625
07 Demireva Bojanka	BUL	9.700	9.750	19.450
08 Stojanova Borjana	BUL	9.700	9.200	18.900

Poutre

01 Omeliantchik Oksana	URS	9.925	9.950	19.875
02 Silivas Daniela	ROM	9.925	9.900	19.825
03 Chouchounova Elena	URS	9.875	9.775	19.650
04 Szabo Ecaterina	ROM	9.775	9.850	19.625
05 Ricna Hana	TCH	9.825	9.725	19.550
06 Stojanova Borjana	BUL	9.700	9.725	19.425
07 Huang Qun	CHN	9.825	9.325	19.150
08 Polokova Iveta	TCH	9.700	9.300	19.000

Exercices au sol

01 Chouchounova Elena	URS	9.975	9.975	19.950
02 Voinea Camelia	ROM	9.975	9.950	19.925
03 Omeliantchik Oksana	URS	9.850	10.000	19.850
04 Silivas Daniela	ROM	9.950	9.800	19.750
05 Ricna Hana	TCH	9.850	9.775	19.625
Stojanova Borjana	BUL	9.800	9.825	19.625
07 Huang Qun	CHN	9.600	9.550	19.150
08 Polokova Iveta	TCH	9.775	9.225	19.000

STANDARDIZATION

— 1990

Country	1980	1985	1990	1995
Algeria	1.00	1.00	1.00	1.00
Argentina	1.00	1.00	1.00	1.00
Australia	1.00	1.00	1.00	1.00
Austria	1.00	1.00	1.00	1.00
Belgium	1.00	1.00	1.00	1.00
Canada	1.00	1.00	1.00	1.00
Denmark	1.00	1.00	1.00	1.00
France	1.00	1.00	1.00	1.00
Germany	1.00	1.00	1.00	1.00
Greece	1.00	1.00	1.00	1.00
India	1.00	1.00	1.00	1.00
Italy	1.00	1.00	1.00	1.00
Japan	1.00	1.00	1.00	1.00
South Korea	1.00	1.00	1.00	1.00
Spain	1.00	1.00	1.00	1.00
Sweden	1.00	1.00	1.00	1.00
Switzerland	1.00	1.00	1.00	1.00
Taiwan	1.00	1.00	1.00	1.00
United Kingdom	1.00	1.00	1.00	1.00
United States	1.00	1.00	1.00	1.00